

**UNATEGO CENTRAL SCHOOL DISTRICT
BOARD OF EDUCATION AGENDA
TENTATIVE
MONDAY, FEBRUARY 23, 2015
EXECUTIVE SESSION
6:30 P.M.
BOARD OF EDUCATION MEETING
7:00 P.M.
UNATEGO MIDDLE/SR HIGH SCHOOL
ROOM #93**

1. ROUTINE MATTERS

- 1.1 Call to order
- 1.2 Roll Call
- 1.3 Pledge
- 1.4 Approve regular board meeting minutes of January 26, 2015
- 1.5 Adopt Agenda

2. PUBLIC COMMENT

3. PRESENTATIONS

- 3.1 All-State Presentation – Stephen DeForest
- 3.2 Cheerleading – Lori Bomba and Donna Maier
- 3.3 Shared Services – Wayne Tilley and Deedrick Bertholf (DCMO BOCES)
- 3.4 Superintendent’s Report – Dr. David S. Richards

4. ADMINISTRATIVE ACTION

- 4.1 Warrants (Information only)
- 4.2 Budget Status Reports (Information only)
- 4.3 Student Activity (Information only)
- 4.4 Approve Treasurer’s Reports (2-23-15 G1)
- 4.5 Approve CSE recommendations (2-23-15 G2)
- 4.6 Approve Katie DeMulder emergency substitute for Otego Elementary only (2-23-15 UC1)
- 4.7 Approve Jeanne Fletcher’s permanent appointment (2-23-15 UC2)
- 4.8 Appoint Tamarah Lawrence substitute teacher aide for the 2014-15 school year (2-23-15 UC3)
- 4.9 Appoint Joshua Vandewerker substitute teacher aide, LTA and custodian for the 2014-15 school year (2-23-15 UC4)
- 4.10 Appoint Kristen Walis substitute worker for the After School Program for the 2014-15 school year (2-23-15 UC5)
- 4.11 Accept the resignation of Kalynn Birdsall Keyboard Specialist (2-23-15 UC6)
- 4.12 Ratify UAA contract (2-23-15 G3)
- 4.13 Amend the 2014-15 Instructional Calendar (2-23-15 G4)
- 4.14 Adopt resolution to end Gap Elimination Adjustment (2-23-15 G5)

5. PUBLIC COMMENT
6. ROUND TABLE DISCUSSION/QUESTIONS
7. EXECUTIVE SESSION (IF NECESSARY)
8. ADJOURN

Board Agenda 2-23-15

PG: 3

4.4

2-23-15 G1

RESOLVED: Upon the recommendation of the Superintendent of Schools that this Board does hereby approve the Treasurer's Reports as presented.

4.5

2-23-15 G2

RESOLVED: Upon the recommendation of the Superintendent of Schools that this Board does hereby approve CSE recommendations as presented.

4.6

2-23-15 UC1

RESOLVED: Upon the recommendation of the Superintendent of Schools that this Board does hereby approve Katie DeMulder emergency substitute for the Otego Elementary only as presented.

4.7

2-23-15 UC2

RESOLVED: Upon the recommendation of the Superintendent of Schools that this Board does hereby approve the permanent appointment of Jeanne Fletcher, Keyboard Specialist effective February 23, 2015.

4.8

2-23-15 UC3

RESOLVED: Upon the recommendation of the Superintendent of Schools that this Board does hereby appoint Tamarah Lawrence substitute teacher for the 2014-15 school year as presented.

4.9

2-23-15 UC4

RESOLVED: Upon the recommendation of the Superintendent of Schools that this Board does hereby appoint Joshua Vandewerker substitute teacher aide/LTA and custodian for the 2014-15 school year as presented.

4.10

2-23-15 UC5

RESOLVED: Upon the recommendation of the Superintendent of Schools that this Board does hereby appoint Kristen Walis substitute worker for the After School Program as presented.

4.11

2-23-15 UC6

RESOLVED: Upon the recommendation of the Superintendent of Schools that this Board does hereby accept the resignation of Kalynn Birdsall, Keyboard Specialist effective February 13, 2015 as presented.

4.12

2-23-15 G3

RESOLVED: Upon the recommendation of the Superintendent of Schools that this Board does hereby ratify the UAA contract effective July 1, 2015 through June 30, 2018.

Board Agenda 2-23-15
PG: 4

4.13
2-23-15 G4

RESOLVED: Upon the recommendation of the Superintendent of Schools that this Board does hereby amend the 2014-15 Instructional Calendar as follows: March 13, 2015 Conference Day will now be an Instructional Day and June 26, 2015 will be a Contingent Conference Day.

4.14
2-23-15 G5

RESOLVED: Upon the recommendation of the Superintendent of Schools that this Board does hereby adopt:

Whereas: The NY State Gap Elimination Adjustment (GEA) was implemented in 2010 as a one-time reduction in education aid to help NY State balance its budget and the GEA has continued in every budget since then:

Whereas: The GEA since its inception has reduced state aid to the Unatego Central School District by \$4,064,103 and

Whereas: The reduction in aid associated with the GEA has resulted in a cost shift to the local property tax payer in the Unatego Central School District; between 2008-2009 and 2014-2015, local property tax burden increased from 56% to 61% and

Whereas: This cost shift has resulted in unsustainable measures being implemented to balance the Unatego Central School's budget, including the reduction and elimination of school programs, personnel, and services, and the reductions of school district reserve funds;

Whereas: Efforts by the Unatego Central School to sustain programs and services and contain budgets are simultaneously constrained by Property Tax Cap Legislation, unfunded and underfunded mandates, state mandated increases in pension costs, and mandated implementation of Common Core Learning Standards and teacher/principal performance reviews; and

Whereas: State Funding is constitutionally mandates and essential to meet all mandates and obligations to maintain the quality of education in the Unatego Central School; and

Whereas: New York State touts recent aid increases as generous support to schools, although overall, Unatego is receiving less than 1% additional aid when compared to 2008-09; and

Whereas: Some school districts have even experienced state aid decreases from 2008-09 to 2014-15;

Resolved, That the Unatego Central School Board of Education calls upon the New York State Legislature to end Gap Elimination Adjustments when they adopt New York State's 2015-16 Annual Budget.

Internal Claims Auditor Report for Unatego Central School District

Warrant Report Dates January 2015

Checks Audited 154

Internal Claims Auditor: *J. Helkott*

Discovered Condition	Internal Auditor Requested Corrective Action	Corrective Action Taken
WRITE UPS:		
Purchase orders should be issued prior to purchase or service:		
Total Entries: 336		.00 % of Findings
MISC ITEMS:		

6678 County Road 32
Norwich, New York 13815-3554



(607) 335-1200
FAX (607) 334-9848

www.dcmoboces.com

To: Unatego Board Member

From: Wayne Tilley
Business Manager

wt/mc

Date: February 18, 2015

Re: Warrants for February 23rd meeting

Enclosed, please find the following January warrants for the February 23rd meeting:

<u>FUND</u>	<u>#'s</u>
General Fund	40, 41, 42, 43
Federal Fund	13
School Lunch Fund	13
Capital	7

wt/db

cc Dr. David Richards
Nick Rosas
Joan French

Check Warrant Report For A - 40: GENERAL/JAN 5-9

Check #	Check Date	Vendor ID	Vendor Name	PO Number	Check Amount
25479	01/09/2015	4057	BIG APPLE MUSIC, LLC	140057	128.98
25480	01/09/2015	1821	DATA MANAGEMENT, INC	140725	64.61
25481	01/09/2015	73	**CONTINUED** DCMO BOCES TREASURER		0.00
25482	01/09/2015	73	DCMO BOCES TREASURER	140549	307,986.94
25483	01/09/2015	469	FIRST BANKCARD	140638	1,782.00
25484	01/09/2015	4199	JAIME SHERWOOD		87.36
25485	01/09/2015	3207	MIRABITO HOLDINGS, INC.	140078	5,071.72
25486	01/09/2015	936	NYSEG	140019	6,816.69
25487	01/09/2015	963	ORIENTAL TRADING COMPANY, INC.	140698	241.31
25488	01/09/2015	1014	PITNEY BOWES INC.	140025	180.00
25489	01/09/2015	4082	PLAQUES AND SUCH LLC	140682	508.73
25490	01/09/2015	1055	QUILL CORPORATION	140724	27.76
25491	01/09/2015	1162	SCIENTIFIC LEARNING CORP	140711	4,275.00
25492	01/09/2015	1504	UNATEGO TEACHERS ASSOCIATION	140417	9,691.75
25493	01/09/2015	4215	VARSITY SCOREBOARDS	140720	339.00
Number of Transactions: 15				Warrant Total:	337,201.85
				Vendor Portion:	337,201.85

Check #	Check Date	Vendor ID	Vendor Name	PO Number	Check Amount
25495	01/16/2015	657	BLAKE GROUP HOLDINGS, INC.	140591	729.50
25496	01/16/2015	4184	CALIFORNIA QUALITY PLASTICS INC.	140557	724.52
25497	01/16/2015	4175	CARBONE MOTOR CITY, INC.	140346	30,940.00
25498	01/16/2015	2855	CARRIE HEWLETT	140740	560.71
25499	01/16/2015	4081	CHESMONT ENGINEERING CO INC	140595	2,240.74
25500	01/16/2015	2221	COLLEEN LINDROTH		65.95
25501	01/16/2015	326	COMMUNITY NEWSPAPER HOLD INC	140008	374.00
25502	01/16/2015	73	DCMO BOCES TREASURER	140009	219.40
25503	01/16/2015	3759	DIRECT ENERGY MARKETING INC	140018	9,377.07
25504	01/16/2015	1647	DISCOUNT SCHOOL SUPPLY	140734	59.45
25505	01/16/2015	449	EXAMGEN INC.	140226	99.00
25506	01/16/2015	474	FLEETPRIDE, INC.	140079	533.29
25507	01/16/2015	493	FYR-FYTER, INC.	140128	494.20
25508	01/16/2015	4202	GARY WILLIAMS		166.32
25509	01/16/2015	582	HILL & MARKES INC	140736	1,083.97
25510	01/16/2015	4212	J & M TROPHIES	140713	213.75
25511	01/16/2015	2398	LASCA MAZZONE		125.00
25512	01/16/2015	2564	MIBH / HEALTHWORKS	140716	95.00
25513	01/16/2015	3207	MIRABITO HOLDINGS, INC.	140053	2,798.20
25514	01/16/2015	3944	NYS EDUCATION DEPARTMENT	140021	4,210.80
25515	01/16/2015	2231	PATHFINDER VILLAGE	140023	5,212.40
25516	01/16/2015	2512	PETER TOLSON		21.28
25517	01/16/2015	1028	POSTMASTER	140026	224.00
25518	01/16/2015	4108	R.P. FEDDER CORPORATION	140550	6,465.77
25519	01/16/2015	2452	REINHARDT CORPORATION	140744	26,756.30
25520	01/16/2015	1078	REINHARDT HOME HEATING	140052	10,055.65
25521	01/16/2015	1129	SANICO INC.	140737	209.28
25522	01/16/2015	1157	SCHOOL SPECIALTY INC	140683	16.37
25523	01/16/2015	1841	SCOVILLE-MENO	140089	91.11
25524	01/16/2015	1386	SPRINGBROOK NY, INC.	140029	29,802.50
25525	01/16/2015	1224	STAPLES CONTRACT & COMMERCIAL, INC.	140686	301.35
25526	01/16/2015	234	THE CITY OF ONEONTA	140014	35.00
25527	01/16/2015	3249	TOWN TAX COLLECTOR		1,375.05
25528	01/16/2015	3942	VANDERHEYDEN HALL, INC	140042	7,066.40
25529	01/16/2015	2362	VERIZON WIRELESS SERVICES, LLC	140043	45.34
25530	01/16/2015	1424	WASTE RECOVERY ENT., LLC	140054	951.66
Number of Transactions: 36				Warrant Total:	143,740.33
				Vendor Portion:	143,740.33

UNATEGO CSD

Check Warrant Report For A - 42: GENERAL/JAN 19-23



Check #	Check Date	Vendor ID	Vendor Name	PO Number	Check Amount
25531	01/23/2015	195	AT&T MOBILITY II LLC	140050	85.38
25532	01/23/2015	4101	FASTENAL COMPANY	140680	546.81
25533	01/23/2015	470	FISHER SCIENTIFIC	140393	51.86
25534	01/23/2015	474	FLEETPRIDE, INC.	140079	29.84
25535	01/23/2015	641	INSTITUTE FOR MULTI-SENSORY ED	140722	257.11
25536	01/23/2015	729	LEONARD BUS SALES, INC.	140081	561.56
25537	01/23/2015	3374	MATTHEWS BUSES INC	140083	250.41
25538	01/23/2015	3207	MIRABITO HOLDINGS, INC.	140078	9,893.22
25539	01/23/2015	4226	MT MARKHAM SPEECH & DEBATE	140747	36.00
25540	01/23/2015	3390	MUSICIAN'S FRIEND INC.	140596	25.00
25541	01/23/2015	842	N.Y.S. UNEMPLOYMENT INSURANCE	140016	1,530.02
25542	01/23/2015	995	PARTNERS IN SAFETY, INC.	140092	30.00
25543	01/23/2015	1050	PURCHASE POWER	140066	3,000.00
25544	01/23/2015	1078	REINHARDT HOME HEATING	140076	4,938.91
25545	01/23/2015	1157	SCHOOL SPECIALTY INC	140742	89.10
25546	01/23/2015	1405	VASCO BRANDS, INC.	140087	40.00
25547	01/23/2015	1423	VWR FUNDING, INC.	140289	114.95

Number of Transactions: 17

Warrant Total: 21,480.17
Vendor Portion: 21,480.17



Check #	Check Date	Vendor ID	Vendor Name	PO Number	Check Amount
25550	01/30/2015	4	A.O. FOX MEMORIAL HOSPITAL	140144	3,147.75
25551	01/30/2015	4207	ABDO PUBLISHING COMPANY	140693	985.40
25552	01/30/2015	657	BLAKE GROUP HOLDINGS, INC.	140124	1,584.80
25553	01/30/2015	288	COUGHLIN & GERHART, L.L.P.	140007	124.00
25554	01/30/2015	3231	DOUGLAS J WARD PUMP SERV INC	130743	3,037.00
25555	01/30/2015	4229	FCS FORENSIC TEAM	140751	45.00
25556	01/30/2015	478	FOLLETT SCHOOL SOLUTIONS, INC.	140702	321.38
25557	01/30/2015	2324	GEORGE MOSHER		39.20
25558	01/30/2015	656	J.W. PEPPER & SON, INC.	140268	141.99
25559	01/30/2015	1904	LIFESCAPES	140721	24.50
25560	01/30/2015	3571	MARILYN KLIE (PETTY CASH)		32.83
25561	01/30/2015	3207	MIRABITO HOLDINGS, INC.	140053	3,964.67
25562	01/30/2015	936	NYSEG	140019	5,478.11
25563	01/30/2015	971	OTSEGO CO DEPT SOCIAL SERVICES	140013	5,995.15
25564	01/30/2015	610	PATRICIA HOYT		69.00
25565	01/30/2015	1038	PRICE CHOPPER OPER CO INC	140293	342.22
25566	01/30/2015	2452	REINHARDT CORPORATION	140744	19,516.36
25567	01/30/2015	1078	REINHARDT HOME HEATING	140052	12,767.24
25568	01/30/2015	3729	ROWE'S AUTO SERVICE INC	140082	2.00
25569	01/30/2015	1150	SCHOLASTIC SPORTS SALES, LTD.		285.00
25570	01/30/2015	1841	SCOVILLE-MENO	140089	341.41
25571	01/30/2015	2986	SELECTIVE	140028	7,400.00
25572	01/30/2015	3523	SIDNEY CENTRAL SCHOOL DISTRICT		648.00
25573	01/30/2015	1363	UNATEGO SCHOOL LUNCH FUND	140038	16.00
25574	01/30/2015	1412	VILLAGE VARIETY, LTD.	140116	243.39

Number of Transactions: 25

Warrant Total: 66,552.40

Vendor Portion: 66,552.40



Check #	Check Date	Vendor ID	Vendor Name	PO Number	Check Amount
3312	01/09/2015	1162	SCIENTIFIC LEARNING CORP	140711	1,125.00
3313	01/09/2015	2467	TAMARA ONOFRIO		25.42
3315	01/16/2015	3150	THE ARC OTSEGO	140614	1,655.00
3317	01/30/2015	3523	SIDNEY CENTRAL SCHOOL DISTRICT		2,592.00
3318	01/30/2015	3208	WINIFRED A. SLAWSON		36.40
Number of Transactions: 5				Warrant Total:	5,433.82
				Vendor Portion:	5,433.82



Check #	Check Date	Vendor ID	Vendor Name	PO Number	Check Amount
5924	01/09/2015	1011	ADVANCE PIERRE FOODS INC.	140574	602.70
5925	01/09/2015	96	**CONTINUED** BEHLOG & SON PRODUCE, INC.		0.00
5926	01/09/2015	96	BEHLOG & SON PRODUCE, INC.	140562	1,339.48
5927	01/09/2015	160	BIMBO FOODS, INC.	140563	763.77
5928	01/09/2015	2855	CARRIE HEWLETT		125.00
5929	01/09/2015	73	DCMO BOCES TREASURER	140549	6,307.57
5930	01/09/2015	520	GINSBERG'S INST'L FOODS, INC	140565	2,785.10
5931	01/09/2015	582	HILL & MARKES INC	140566	1,264.50
5932	01/09/2015	614	HUFF ICE CREAM INC.	140567	352.64
5933	01/09/2015	2214	**CONTINUED** INSTANT WHIP-EASTERN NY INC		0.00
5934	01/09/2015	2214	INSTANT WHIP-EASTERN NY INC	140564	3,184.99
5935	01/09/2015	2508	KRISTEN SOUSA	140570	14.00
5936	01/09/2015	2235	LISA HALL	140569	14.00
5937	01/09/2015	770	MAINES PAPER/FOOD SERVICE INC	140572	604.70
5938	01/09/2015	2230	MELISSA WASHBURN	140568	14.00
5939	01/09/2015	2663	MICHAEL FOODS INC.	140573	47.31
5940	01/09/2015	1176	SUNCREST TRANSPORTATION, INC.	140577	177.28
5941	01/09/2015	3847	SYSCO CORPORATION	140578	1,414.92
5942	01/09/2015	1352	U.S. FOODS, INC.	140575	3,550.62
5946	01/30/2015	3455	MARI RUFF		125.00

Number of Transactions: 20

Warrant Total: 22,687.58

Vendor Portion: 22,687.58



Check #	Check Date	Vendor ID	Vendor Name	PO Number	Check Amount
1901	01/23/2015	2195	BEARSCH COMPEAU KNUDSON A&E PC		1,670.02
1902	01/23/2015	4165	FORNO ENTERPRISES, INC.		10,360.82
Number of Transactions: 2				Warrant Total:	12,030.84
				Vendor Portion:	12,030.84

**UNATEGO CENTRAL SCHOOL
GENERAL FUND EXPENDITURE REPORT**

Description	Acct. Code	Final		2014-2015												Total 14-15 Expenditures To Date	Final 2013-2014 Expense	
		2013-2014 Budget	2014-2015 Budget	JULY	AUG	SEPT	OCT	NOV	DEC	JAN	FEB	MAR	APR	MAY	JUNE			
Board of Education	A1010	18,900	6,100	0	0	646	507	8	14	16							1,191	16,749
District Clerk	A1040	5,300	5,000	0	0	0	0	0	0	0							0	4,612
District Meeting	A1060	1,900	1,700	0	0	0	56	126	446	0							628	1,078
Board of Education	A10	26,100	12,800	0	0	646	563	134	460	16	0	0	0	0	0	0	1,819	22,439
Central Admin	A1240	166,951	171,862	18,685	12,833	12,896	12,827	12,751	19,652	22,820							112,464	169,470
Central Admin	A12	166,951	171,862	18,685	12,833	12,896	12,827	12,751	19,652	22,820	0	0	0	0	0	0	112,464	169,470
Business Admin	A1310	330,006	334,954	16,080	13,420	11,922	30,071	29,151	35,890	30,023							166,557	321,998
Auditing	A1320	20,000	15,000	0	0	0	7,000	0	4,500	0							11,500	16,858
Treasurer	A1325			0	0	0	0	0	0	0							0	0
Tax Collector	A1330	6,931	7,488	271	360	473	1,349	3,911	0	0							6,364	6,555
Purchasing	A1345	7,500	6,831	0	0	0	685	686	686	685							2,742	7,243
Fiscal Agent Fees	A1380	3,500	3,500	0	0	0	0	0	0	0							0	8,730
Finance	A13	367,937	367,773	16,351	13,780	12,395	39,105	33,748	41,076	30,708	0	0	0	0	0	0	187,163	361,384
Legal	A1420	25,100	25,000	0	0	0	124	702	3,279	124							4,229	11,784
Personnel	A1430	35,672	26,262	0	563	551	2,650	(1,833)	194	569							2,694	23,567
Records Retention	A1460	8,386	8,776	0	0	0	877	878	878	877							3,510	8,386
Public Info. & Serv.	A1480	53,172	53,062	0	0	444	5,528	5,103	5,103	7,244							23,422	51,945
Staff	A14	122,330	113,100	0	563	995	9,179	4,850	9,454	8,814	0	0	0	0	0	0	33,855	95,682
Operation of Plant	A1620	938,715	1,012,680	34,259	82,610	50,425	81,465	28,273	99,695	172,028							548,755	934,846
Maintenance of Plant	A1621	187,500	147,716	12,423	9,908	9,622	13,965	22,820	9,057	6,038							83,833	132,020
Disaster Salaries	A1622			0	0	0	0	0	0	0							0	0
Central Printing & Mailing	A1670	135,000	152,000	0	220	3,000	7,239	11,957	7,050	10,454							39,920	123,142
Central Data Processing	A1680	494,800	449,749	0	0	0	48,120	48,014	48,067	48,022							192,223	449,279
Central Services	A16	1,756,015	1,762,145	46,682	92,738	63,047	150,789	111,064	163,869	236,542	0	0	0	0	0	0	864,731	1,639,287
Insurance	A1910	88,400	91,000	69,142	2	0	(1,635)	0	0	7,400							74,909	90,417
Dues	A1920	8,800	10,000	1,688	0	0	0	6,752	75	0							8,515	8,473
Refunds	A1964	0	0	0	0	0	0	0	0	0							0	0
BOCES Admin. Charges	A1981	158,793	155,386	0	0	0	15,539	15,538	15,539	15,539							62,155	158,793
BOCES Capital Expense	A1983	356,903	342,644	0	0	0	34,264	34,265	34,264	34,264							137,057	356,903
General Support	A19	612,896	599,030	70,830	2	0	48,168	56,555	49,878	57,203	0	0	0	0	0	0	282,636	614,586

UNATEGO CENTRAL SCHOOL																	
GENERAL FUND EXPENDITURE REPORT																	
Description	Acct. Code	Final	2014-2015												Total 14-15	Final	
		2013-2014 Budget	2014-2015 Budget	JULY	AUG	SEPT	OCT	NOV	DEC	JAN	FEB	MAR	APR	MAY	JUNE	Expenditures To Date	2013-2014 Expense
Curriculum Dev. & Supervision	A2010	0		0	0	0	0	0	0	0				0	0	0	0
Supervision Regular Day	A2020	563,519	632,485	44,497	40,128	39,173	50,435	73,676	59,463	40,567							
Research, Planning & Eval	A2060	0	12,822	0	0	0	82	82	83	82							
Inservice Training-Inst	A2070	0	11,000	600	0	156	1,407	78	0	0							
Admin & Improvement	A20	563,519	656,307	45,097	40,128	39,329	51,924	73,836	59,546	40,649	0	0	0	0	0	350,509	578,144
Teaching Regular School	A2110	4,736,342	4,602,802	310	49,299	368,506	407,069	397,808	564,368	371,165							
Teaching Regular School	A21	4,736,342	4,602,802	310	49,299	368,506	407,069	397,808	564,368	371,165	0	0	0	0	0	2,158,525	4,574,974
Progs. Handicapped Conditions	A2250	2,455,200	2,388,801	7,749	8,573	173,496	319,869	241,124	277,563	232,154							
Occupational Education	A2280	840,093	800,088	0	0	0	52,394	52,395	52,395	52,395							
Sp Ed & Oc Ed	A22	3,295,293	3,188,889	7,749	8,573	173,496	372,263	293,519	329,958	284,549	0	0	0	0	0	1,470,107	3,132,771
Teaching-Special Schools	A2330	29,932	892	0	0	0	66	65	66	65							
Teaching-Special Schools	A23	29,932	892	0	0	0	66	65	66	65	0	0	0	0	0	262	544
School Library & Audiovisual	A2610	199,103	190,265	0	163	23,591	12,782	12,679	15,240	13,807							
Educational TV	A2620			0	0	0	0	0	0	0							
Computer Assisted Instruction	A2630	246,359	367,370	0	12,922	7,390	21,118	16,251	24,697	16,552							
Library, AV & Computers	A26	445,462	557,635	0	13,085	30,981	33,900	28,930	39,937	30,359	0	0	0	0	0	177,192	415,550
Attendance-Regular School	A2805			0	0	0	0	0	0	0							
Guidance Regular Day	A2810	260,967	249,338	8,825	8,036	26,683	19,877	19,148	29,394	19,195							
Health Services	A2815	87,000	95,996	0	1,411	9,025	8,465	7,317	12,332	8,010							
Psychological Services	A2820	62,742	60,588	1,712	0	4,567	4,567	4,566	6,850	4,566							
Social Work Services	A2825	19,500	24,000	0	0	0	5,437	1	0	5,995							
Pupil Services-Special Sch.	A2830			0	0	0	0	0	0	0							
Cocurricular Activities	A2850	53,990	53,100	0	0	(1,964)	471	2,930	12,106	799							
Interscholastic Athletics	A2855	214,478	211,505	1,493	4,342	17,080	19,350	22,568	27,686	12,350							
Pupil Services	A28	698,677	694,527	12,030	13,789	55,391	58,167	56,530	88,368	50,915	0	0	0	0	0	335,190	671,065
State Emergency Mgmt	A3960	0	0	0	0	0	0	0	0	0							
	A39	0	0	0	0	0	0	0	0	0	0	0	0	0	0	0	0
District-Trans. Ser.	A5510	680,989	627,525	25,381	41,235	28,751	63,484	42,645	78,690	47,634							
Garage Building	A5530	44,450	41,200	0	143	143	1,099	1,433	4,641	5,248							
Pupil Transportation	A5540			0	0	0	0	0	0	0							
Transportation	A55	725,439	668,725	25,381	41,378	28,894	64,583	44,078	83,331	52,882	0	0	0	0	0	340,527	629,597
Unadilla Community Foundation	A690UCF	0	0	0	0	0	0	0	0	0							
	A690	0	0	0	0	0	0	0	0	0	0	0	0	0	0	0	0
Community Recreation	A7140	85,200	85,800	4,971	10,164	1,900	5,490	4,341	5,238	2,854							
Community Recreation	A71	85,200	85,800	4,971	10,164	1,900	5,490	4,341	5,238	2,854	0	0	0	0	0	34,958	54,655

**UNATEGO CENTRAL SCHOOL
GENERAL FUND EXPENDITURE REPORT**

Description	Acct. Code	Final		2014-2015												Total 14-15 Expenditures To Date	Final 2013-2014 Expense	
		2013-2014 Budget	2014-2015 Budget	JULY	AUG	SEPT	OCT	NOV	DEC	JAN	FEB	MAR	APR	MAY	JUNE			
Census	A8070	0	0	0	0	0	0	0	0	0	0	0	0	0	0	0	0	0
Census	A80	0	0	0	0	0	0	0	0	0	0	0	0	0	0	0	0	0
NYS Employee Retirement	A9010	334,400	367,200	0	0	0	0	0	257,793	0								
Teachers' Retirement	A9020	932,500	1,170,700	0	0	0	0	0	0	0								257,793
Social Security	A9030	687,000	681,000	13,170	12,178	46,747	50,884	50,219	74,926	48,226								0
Compensation Ins.	A9040	98,753	100,000	98,176	0	0	0	0	0	0								296,350
Life Ins.	A9045	2,000	2,000	0	0	936	0	0	0	0								98,176
Unemployment Insurance	A9050	40,629	45,000	0	0	0	3,211	0	0	1,530								936
Hospital Medical Dental	A9060	3,022,662	3,215,610	0	19,384	486,299	530,678	229,460	232,886	216,758								4,741
Other Benefits	A9089	5,000	5,000	2,695	0	0	0	0	0	0								1,715,465
Fringe Benefits	A90	5,122,944	5,586,510	114,041	31,562	533,982	584,773	279,679	565,605	266,514	0	0	0	0	0	0	0	2,376,156
Term Bond/Technology	A9700	0	0	0	0	0	0	0	0	0								0
Term Bond/Buses	A9702	0	0	0	0	0	0	0	0	0								0
Serial Bonds	A9711	2,854,981	2,989,532	0	0	0	0	0	419,765	0								0
Statutory Bonds	A9721	0	0	0	0	0	0	0	0	0								419,765
Statutory Bonds - Bus	A9722	152,076	73,500	0	0	0	0	0	0	0								0
BAN /School	A9731	0	0	0	0	0	0	0	0	0								0
BAN/Buses	A9732	0	0	0	0	0	0	0	0	0								0
Tax Anticipation Note	A9760	0	0	0	0	0	0	0	0	0								0
Revenue Anticipation	A9770	37,788	41,000	0	0	0	0	0	0	0								0
Installment Purchase	A9785	0	0	0	0	0	0	0	0	0								0
Debt Service	A97	3,044,845	3,104,032	0	0	0	0	0	419,765	0	0	0	0	0	0	0	0	419,765
Transfer to Sch Lun	A9901	0	20,000	0	0	0	20,000	0	0	0								0
Transfer to Federal	A9901	0	0	0	0	0	0	0	0	0								20,000
Transfer to Capital	A9950	0	0	0	0	0	0	0	0	0								0
	A99	0	20,000	0	0	0	20,000	0	0	0	0	0	0	0	0	0	0	20,000
GRAND TOTAL		21,799,882	22,192,829	362,127	327,894	1,322,458	1,858,866	1,397,888	2,440,571	1,456,055	0	0	0	0	0	0	0	9,165,859
																		20,576,177
																		X Check
																		9,165,859
																		20,576,177

UNATEGO CENTRAL SCHOOL TREASURER'S REPORT

JANUARY 2015

	GENERAL FUND	CAFETERIA FUND	TRUST & AGENCY	FEDERAL FUND	CAPITAL FUND	PAYROLL FUND
BEGINNING BALANCE	\$ 241,557.85	\$ 8,334.55	\$ 38,425.23	\$ 5,032.67	\$ 18,515.73	\$ 1,223.59
RECEIPTS	\$ 1,465,992.61	\$ 56,963.40	\$ 980,579.75	\$ 40,046.70	\$ 12,031.03	\$ 159,932.47
DISBURSEMENTS	\$ 1,546,045.08	\$ 39,951.69	\$ 995,504.07	\$ 42,664.98	\$ 12,030.84	\$ 159,962.08
ENDING BALANCE	\$ 161,505.38	\$ 25,346.26	\$ 23,500.91	\$ 2,414.39	\$ 18,515.92	\$ 1,193.98

CHASE MONEY MARKET

Money Mkt-General \$ 1,376,245.10
 Money Mkt-Capital
 Money Mkt-Debt Service \$ -
 \$ 1,376,245.10

CHASE TAX ACCOUNT \$ 82.66

I CERTIFY THAT THE BALANCES FOR THE FUNDS
 ABOVE ARE ACCURATE AND IN AGREEMENT WITH
 BANK STATEMENTS AS RECONCILED

Maura Colby

 BUSINESS-MANAGER, CENTRAL BUSINESS OFFICE
Principal Met Clerk Typist

TREASURER'S REPORT TO
BOARD OF EDUCATION
UNATEGO CENTRAL SCHOOL

General Fund Checking

BALANCE ON HAND: January 1, 2015 \$ 241,557.85

RECEIPTS:

INTEREST/JAN 2015	\$ 3.08
NY SCHOOLS INS RECIPROCAL/INS OTEGO ELEM FLOOD	2,040.20
JP MORGAN CHASE MM/TRANSFERS	1,450,841.02
J WISE/TUITION/HS	633.33
C HEWLETT/AFTERSCHOOL PROGRAM FEES	2,601.83
F SHELDON/GBB ADM	1,034.00
F SHELDON/BBB ADM	1,614.00
F SHELDON/WRESTLING ADM	1,693.00
M HAFELE/WRESTLING TOURN FEES	520.00
SPRINGBROOK/REFUND	156.24
D YOUNG/USE OF BLDG FEE	150.00
MEDICAID REIMBURSEMENT	4,203.10
BOCES/TEACHER REIMBURSEMENT	105.00
OTSEGO AUTO CRUSHERS/STEEL	205.81
SECTION IV/FOOTBALL MILEAGE REIMB	192.00

TOTAL RECEIPTS 1,465,992.61

RECEIPTS & BALANCE \$ 1,707,550.46

DISBURSEMENTS:	CHECKS: 25479-25574 \$	1,454,172.97
	WIRE TRANSFERS	91,854.11
	BANK FEE	18.00

TOTAL DISBURSEMENTS \$ 1,546,045.08


BALANCE ON HAND: January 31, 2015 \$ 161,505.38

BANK BALANCE	\$ 207,519.61
INTRANSIT DEPOSIT/MM	332,241.19

LESS: OUTSTANDING CHECKS 378,255.42

NET BALANCE IN BANK \$ 161,505.38

February 23, 2015
DATE SUBMITTED


DISTRICT TREASURER

UNATEGO CSD

Trial Balance Report From 7/1/2014 - 1/31/2015



Account	Description	Debits	Credits	Balance
A 200	CASH - CHECKING	9,545,652.50	9,384,147.12	161,505.38
A 2002MM	CHASE MM ACCT# 777-214571	6,104,481.17	4,728,236.07	1,376,245.10
A 2002TAX	CHASE MM ACCT# 585-037728	82.66	0.00	82.66
A 210	PETTY CASH	760.17	0.00	760.17
A 223	CASH WITH FISCAL AGENT	0.02	0.02	0.00
A 391CAP	DUE FROM CAPITAL FUND	1,322,023.48	0.00	1,322,023.48
A 391DEBT	DUE FROM DEBT SERVICE	578,436.62	0.00	578,436.62
A 391FED	DUE FROM FEDERAL FUND	539,729.51	305,100.39	234,629.12
A 391SL	DUE FROM SCHOOL LUNCH FUND	317,533.73	198,752.69	118,781.04
A 391TA	DUE FROM TRUST & AGENCY	121.58	121.58	0.00
A 4101	STATE AID RECEIVABLE	870,354.90	869,532.25	822.65
A 500	PAYROLL CLEARING	3,943,921.59	3,943,921.59	0.00
A 510	ESTIMATED REVENUES	21,139,335.00	0.00	21,139,335.00
A 521	ENCUMBRANCES	13,828,018.88	5,535,039.71	8,292,979.17
A 522	EXPENDITURES	9,178,210.51	12,351.45	9,165,859.06
A 599	APPROPRIATED FUND BALANCE	1,053,494.33	0.00	1,053,494.33
A 600	ACCOUNTS PAYABLE	83,508.14	83,508.14	0.00
A 601	ACCRUED LIABILITIES	81,789.23	81,789.23	0.00
A 621	REVENUE ANTICIPATION NOTES	0.00	900,000.00	-900,000.00 CR
A 629	BOND INT/MATURED BONDS PAYABLE	0.02	0.02	0.00
A 630FED	DUE TO FEDERAL FUND	305,100.39	305,100.39	0.00
A 630SL	DUE TO SCHOOL LUNCH FUND	178,259.19	178,259.19	0.00
A 630TA	DUE TO TRUST & AGENCY	6,587.27	117,592.43	-111,005.16 CR
A 632	DUE TO TEACHER RETIREMENT	998,397.31	1,083,040.67	-84,643.36 CR
A 637	DUE TO EMPLOYEES' RETIREMENT SYSTEM	85,102.25	85,102.25	0.00
A 821	RESERVE FOR ENCUMBRANCES	5,535,039.71	13,828,018.88	-8,292,979.17 CR
A 867	EMPLOYEE LIABILITY RESERVE	0.00	240,331.70	-240,331.70 CR
A 909	FUND BALANCE	53,494.33	53,494.33	0.00
A 914	ASSIGNED APPROPRIATED FUND BAL	0.00	1,000,000.00	-1,000,000.00 CR
A 915	ASSIGNED UNAPPROPRIATED FUND BAL	0.00	53,494.33	-53,494.33 CR
A 917	UNASSIGNED FUND BALANCE	0.00	280,724.61	-280,724.61 CR
A 960	APPROPRIATIONS	0.00	22,192,829.33	-22,192,829.33 CR
A 980	REVENUES	17,607.98	10,306,554.10	-10,288,946.12 CR
A Fund Totals:		75,767,042.47	75,767,042.47	0.00
Grand Totals:		75,767,042.47	75,767,042.47	0.00

UNATEGO CSD



Appropriation Status Detail Report By Function From 7/1/2014 To 1/31/2015

Account	Description	Budget	Adjustments	Adj. Budget	Expensed	Encumbered	Available
A 1010.400	BOE CONTRACTUAL	4,500.00	0.00	4,500.00	1,026.09	216.50	3,257.41
A 1010.450	BOE GENERAL SUPPLIES	1,600.00	0.00	1,600.00	165.12	600.00	834.88
1010	BOARD OF EDUCATION	6,100.00	0.00	6,100.00	1,191.21	816.50	4,092.29
A 1040.160	CLASSIFIED SALARIES-DISTRICT CLERK	5,000.00	0.00	5,000.00	0.00	0.00	5,000.00
1040	DISTRICT CLERK	5,000.00	0.00	5,000.00	0.00	0.00	5,000.00
A 1060.400	DISTRICT MEETING CONTRACTUAL	1,700.00	0.00	1,700.00	628.05	1,496.95	-425.00
1060	DISTRICT MEETING	1,700.00	0.00	1,700.00	628.05	1,496.95	-425.00
10		12,800.00	0.00	12,800.00	1,819.26	2,313.45	8,667.29
A 1240.150	CERTIFIED SALARIES	130,000.00	0.00	130,000.00	87,500.00	0.00	42,500.00
A 1240.160	CLASSIFIED SALARIES	35,772.00	0.00	35,772.00	21,460.76	0.00	14,311.24
A 1240.400	MISCELLANEOUS CONTRACTUAL	5,000.00	0.00	5,000.00	3,237.60	173.00	1,589.40
A 1240.450	GENERAL SUPPLIES	1,000.00	90.00	1,090.00	266.14	0.00	823.86
1240	CHIEF SCHOOL ADMINISTRATOR	171,772.00	90.00	171,862.00	112,464.50	173.00	59,224.50
12		171,772.00	90.00	171,862.00	112,464.50	173.00	59,224.50
A 1310.160	CLASSIFIED SALARIES	166,200.00	0.00	166,200.00	97,681.89	0.00	68,518.11
A 1310.400	MISCELLANEOUS CONTRACTUAL	5,000.00	349.00	5,349.00	3,062.20	476.92	1,809.88
A 1310.450	GENERAL SUPPLIES	2,300.00	0.00	2,300.00	574.13	4,359.47	-2,633.60
A 1310.490	BOCES SERVICES-FINANCIAL	161,105.00	0.00	161,105.00	65,238.34	99,008.28	-3,141.62
1310	BUSINESS ADMINISTRATION	334,605.00	349.00	334,954.00	166,556.56	103,844.67	64,552.77
A 1320.400	MISCELLANEOUS CONTRACTUAL	15,000.00	0.00	15,000.00	11,500.00	4,500.00	-1,000.00
1320	AUDITING	15,000.00	0.00	15,000.00	11,500.00	4,500.00	-1,000.00
A 1330.160	CLASSIFIED SALARIES	4,688.00	0.00	4,688.00	631.02	0.00	4,056.98
A 1330.400	MISCELLANEOUS CONTRACTUAL	800.00	0.00	800.00	4,410.70	24.16	-3,634.86
A 1330.450	GENERAL SUPPLIES	2,000.00	0.00	2,000.00	1,322.30	0.00	677.70
1330	TAX COLLECTOR	7,488.00	0.00	7,488.00	6,364.02	24.16	1,099.82
A 1345.490	BOCES - DCMO	6,831.00	0.00	6,831.00	2,742.21	4,113.33	-24.54
1345	PURCHASING	6,831.00	0.00	6,831.00	2,742.21	4,113.33	-24.54
A 1380.400	MISCELLANEOUS CONTRACTUAL	3,500.00	0.00	3,500.00	0.00	3,500.00	0.00
1380	FISCAL AGENT FEE	3,500.00	0.00	3,500.00	0.00	3,500.00	0.00
13		367,424.00	349.00	367,773.00	187,162.79	115,982.16	64,628.05

UNATEGO CSD

Appropriation Status Detail Report By Function From 7/1/2014 To 1/31/2015



Account	Description	Budget	Adjustments	Adj. Budget	Expensed	Encumbered	Available
A 1420.400	MISCELLANEOUS CONTRACTUAL	25,000.00	0.00	25,000.00	4,229.00	20,771.00	0.00
1420	LEGAL *	25,000.00	0.00	25,000.00	4,229.00	20,771.00	0.00
A 1430.400	MISCELLANEOUS CONTRACTUAL	4,000.00	0.00	4,000.00	1,911.50	5,513.00	-3,424.50
A 1430.490	BOCES SERVICES - DCMO	22,262.00	0.00	22,262.00	782.34	19,646.57	1,833.09
1430	PERSONNEL *	26,262.00	0.00	26,262.00	2,693.84	25,159.57	-1,591.41
A 1460.490	BOCES SERVICES-RECORD RETENTION	8,776.00	0.00	8,776.00	3,510.40	5,265.60	0.00
1460	RECORDS MANAGEMENT OFFICER *	8,776.00	0.00	8,776.00	3,510.40	5,265.60	0.00
A 1480.475	MAILING-DISTRICT	1,800.00	0.00	1,800.00	845.47	2,154.53	-1,200.00
A 1480.490	BOCES SERVICES	51,262.00	0.00	51,262.00	22,576.29	28,685.71	0.00
1480	PUBLIC INFORMATION & SERVICES *	53,062.00	0.00	53,062.00	23,421.76	30,840.24	-1,200.00
14	**	113,100.00	0.00	113,100.00	33,855.00	82,036.41	-2,791.41
A 1620.160	CLASSIFIED SALARIES	297,483.00	0.00	297,483.00	177,434.11	0.00	120,048.89
A 1620.162	CLASSIFIED SALARIES: OVERTIME	27,000.00	0.00	27,000.00	12,265.63	0.00	14,734.37
A 1620.163	CLASSIFIED SALARIES: SUBSTITUTES	12,000.00	0.00	12,000.00	5,211.98	0.00	6,788.02
A 1620.200	EQUIPMENT	38,000.00	0.00	38,000.00	30,940.00	7,229.00	-169.00
A 1620.400	MISCELLANEOUS CONTRACTUAL	90,000.00	6,241.76	96,241.76	62,663.96	37,048.02	-3,470.22
A 1620.401	HEALTH AND SAFETY	1,000.00	0.00	1,000.00	0.00	0.00	1,000.00
A 1620.450	GENERAL SUPPLIES	48,000.00	1,455.76	49,455.76	46,102.85	11,390.29	-8,037.38
A 1620.463	REFUSE REMOVAL	19,000.00	0.00	19,000.00	6,228.57	4,853.48	7,917.95
A 1620.473-1	WATER-OTEGO	1,600.00	0.00	1,600.00	456.00	744.00	400.00
A 1620.473-2	WATER-UNADILLA	1,900.00	0.00	1,900.00	654.10	2,065.90	-820.00
A 1620.477-1	ELECTRIC-OTEGO	32,000.00	0.00	32,000.00	14,417.16	13,673.00	3,909.84
A 1620.477-2	ELECTRIC-UNADILLA	52,000.00	0.00	52,000.00	22,398.11	23,901.89	5,700.00
A 1620.477-3	ELECTRIC-HIGH SCHOOL	100,000.00	0.00	100,000.00	47,681.42	57,289.79	-4,971.21
A 1620.478-2	TELEPHONE-UNADILLA	1,000.00	0.00	1,000.00	-57.99	282.40	775.59
A 1620.478-3	TELEPHONE-HIGH SCHOOL	1,000.00	0.00	1,000.00	3,015.02	504.98	-2,520.00
A 1620.554-1	HEATING FUEL-OTEGO	60,000.00	0.00	60,000.00	19,678.87	40,321.13	0.00
A 1620.554-2	HEATING FUEL-UNADILLA	2,000.00	0.00	2,000.00	0.00	0.00	2,000.00
A 1620.554-3	HEATING FUEL-HIGH SCHOOL	165,000.00	0.00	165,000.00	73,028.96	91,970.34	0.70
A 1620.555-2	BOTTLED GAS-UNADILLA	50,000.00	0.00	50,000.00	22,783.91	24,216.09	3,000.00
A 1620.555-3	BOTTLED GAS-HIGH SCHOOL	6,000.00	0.00	6,000.00	3,852.03	2,147.97	0.00
1620	OPERATION OF PLANT *	1,004,983.00	7,697.52	1,012,680.52	548,754.69	317,638.28	146,287.55
A 1621.160	CLASSIFIED SALARIES	129,216.00	0.00	129,216.00	66,961.51	0.00	62,254.49
A 1621.162	CLASSIFIED SALARIES: OVERTIME	5,500.00	0.00	5,500.00	0.00	0.00	5,500.00
A 1621.400	MISCELLANEOUS CONTRACTUAL	8,000.00	0.00	8,000.00	16,871.00	0.00	-8,871.00
A 1621.450	GENERAL SUPPLIES	5,000.00	0.00	5,000.00	0.00	600.00	4,400.00
1621	MAINTENANCE OF PLANT *	147,716.00	0.00	147,716.00	83,832.51	600.00	63,283.49

UNATEGO CSD

Appropriation Status Detail Report By Function From 7/1/2014 To 1/31/2015



Account	Description	Budget	Adjustments	Adj. Budget	Expensed	Encumbered	Available
A 1670.400	CONTRACTUAL	12,000.00	0.00	12,000.00	6,813.50	10,830.50	-5,644.00
A 1670.450	MATERIALS & SUPPLIES	30,000.00	0.00	30,000.00	11,106.65	9,431.35	9,462.00
A 1670.490	BOCES	110,000.00	0.00	110,000.00	22,000.00	33,000.00	55,000.00
1670	CENTRAL PRINTING & MAILING	152,000.00	0.00	152,000.00	39,920.15	53,261.85	58,818.00
A 1680.490	BOCES SERVICES - BROOME-TIOGA	449,749.00	0.00	449,749.00	192,223.27	288,972.77	-31,447.04
1680	CENTRAL DATA PROCESSING	449,749.00	0.00	449,749.00	192,223.27	288,972.77	-31,447.04
16		1,754,448.00	7,697.52	1,762,145.52	864,730.62	660,472.90	236,942.00
A 1910.454	LIABILITY AND BOND INSURANCE	73,000.00	0.00	73,000.00	65,563.30	0.00	7,436.70
A 1910.455	STUDENT ACCIDENT	18,000.00	0.00	18,000.00	9,345.60	0.00	8,654.40
1910	UNALLOCATED INSURANCE	91,000.00	0.00	91,000.00	74,908.90	0.00	16,091.10
A 1920.400	SCHOOL ASSOCIATION DUES	10,000.00	0.00	10,000.00	8,514.60	150.00	1,335.40
1920	SCHOOL ASSOCIATION DUES	10,000.00	0.00	10,000.00	8,514.60	150.00	1,335.40
A 1981.490	BOCES SERVICES - DCMO	155,386.00	0.00	155,386.00	62,154.59	93,231.86	-0.45
1981	BOCES ADMINISTRATIVE COSTS	155,386.00	0.00	155,386.00	62,154.59	93,231.86	-0.45
A 1983.490	BOCES CAPITAL EXPENSES	342,644.00	0.00	342,644.00	137,057.48	205,586.21	0.31
1983		342,644.00	0.00	342,644.00	137,057.48	205,586.21	0.31
19		599,030.00	0.00	599,030.00	282,635.57	298,968.07	17,426.36
1		3,018,574.00	8,136.52	3,026,710.52	1,482,667.74	1,159,945.99	384,096.79
A 2020.150	CERTIFIED SALARIES	413,706.00	0.00	413,706.00	207,353.44	0.00	206,352.56
A 2020.160	CLASSIFIED SALARIES	159,438.00	0.00	159,438.00	86,993.30	0.00	72,444.70
A 2020.160-SC	CLASSIFIED SALARIES: SUB-REG	1,000.00	0.00	1,000.00	3,746.08	0.00	-2,746.08
A 2020.400	MISC CONTRACTUAL	0.00	0.00	0.00	31,396.00	0.00	-31,396.00
A 2020.400-1	MISC CONTRACTUAL-OTEGO	1,300.00	0.00	1,300.00	471.88	0.00	828.12
A 2020.400-2	MISC CONTRACTUAL-UNADILLA	1,300.00	0.00	1,300.00	559.77	0.00	740.23
A 2020.400-3	MISC CONTRACTUAL-HIGH SCHOOL	2,000.00	0.00	2,000.00	268.06	0.00	1,731.94
A 2020.400-4	MISC CONTRACTUAL - JUNIOR HIGH	1,000.00	0.00	1,000.00	455.40	0.00	544.60
A 2020.450-1	GENERAL SUPPLIES-OTEGO	2,200.00	90.00	2,290.00	542.07	0.00	1,747.93
A 2020.450-2	GENERAL SUPPLIES-UNADILLA	2,200.00	0.00	2,200.00	1,966.99	0.00	233.01
A 2020.450-3	GENERAL SUPPLIES-HIGH SCHOOL	4,050.00	0.00	4,050.00	888.98	1,771.02	1,390.00
A 2020.450-4	GENERAL SUPPLIES-JR HIGH	1,350.00	0.00	1,350.00	890.05	0.00	459.95
A 2020.490	BOCES SERVICES - DCMO	42,851.00	0.00	42,851.00	12,407.31	19,423.36	11,020.33
2020	SUPERVISION-REGULAR SCHOOL	632,395.00	90.00	632,485.00	347,939.33	21,194.38	263,351.29
A 2060.490	RESEARCH, PLANNING, EVALUATION	12,822.00	0.00	12,822.00	328.84	493.28	11,999.88

UNATEGO CSD

Appropriation Status Detail Report By Function From 7/1/2014 To 1/31/2015



Account	Description	Budget	Adjustments	Adj. Budget	Expensed	Encumbered	Available
2060	RESEARCH, PLANNING & EVALUAT	12,822.00	0.00	12,822.00	328.84	493.28	11,999.88
A 2070.150	CERTIFIED SALARIES	5,000.00	0.00	5,000.00	600.00	0.00	4,400.00
A 2070.400	MISCELLANEOUS CONTRACTUAL	2,000.00	0.00	2,000.00	1,026.00	1,282.40	-308.40
A 2070.400-1	CONFERENCES-OTEGO	1,000.00	0.00	1,000.00	0.00	0.00	1,000.00
A 2070.400-2	CONFERENCES-UNADILLA	1,000.00	0.00	1,000.00	231.84	0.00	768.16
A 2070.400-3	CONFERENCES-SR HIGH	1,000.00	0.00	1,000.00	383.41	0.00	616.59
A 2070.400-4	CONFERENCES - JUNIOR HIGH	1,000.00	0.00	1,000.00	0.00	0.00	1,000.00
2070	INSERVICE TRAINING-INSTRUCTION	11,000.00	0.00	11,000.00	2,241.25	1,282.40	7,476.35
20		656,217.00	90.00	656,307.00	350,509.42	22,970.06	282,827.52
A 2110.120	CERTIFIED SALARIES: K-6	1,716,092.00	0.00	1,716,092.00	756,625.54	0.00	959,466.46
A 2110.121	CERTIFIED SALARIES: LTA'S - K-6	23,427.00	0.00	23,427.00	33,975.59	0.00	-10,548.59
A 2110.130	CERTIFIED SALARIES: 7-12	1,999,025.00	0.00	1,999,025.00	1,007,918.34	0.00	991,106.66
A 2110.131	CERTIFIED SALARIES - LTA's (4-6)	2,189.00	0.00	2,189.00	0.00	0.00	2,189.00
A 2110.132	CERTIFIED SALARIES: AIS/AE	15,000.00	0.00	15,000.00	1,110.00	0.00	13,890.00
A 2110.140	SUBSTITUTES-TEACHERS	170,000.00	0.00	170,000.00	39,906.86	0.00	130,093.14
A 2110.161	CLASSIFIED SALARIES: AIDES	238,050.00	0.00	238,050.00	132,281.30	0.00	105,768.70
A 2110.163	SUBSTITUTES-AIDES	20,000.00	0.00	20,000.00	8,545.42	0.00	11,454.58
A 2110.200	EQUIPMENT	4,000.00	0.00	4,000.00	0.00	0.00	4,000.00
A 2110.400	CONTRACTUAL EXPENSE	0.00	0.00	0.00	17,714.00	0.00	-17,714.00
A 2110.400-1	CONTRACTUAL EXPENSE-OTEGO	2,000.00	0.00	2,000.00	0.00	218.00	1,782.00
A 2110.400-2	CONTRACTUAL EXPENSE-UNADILLA	2,000.00	0.00	2,000.00	27.55	217.00	1,755.45
A 2110.400-3	CONTRACTUAL EXPENSE-HIGH SCHOOL	8,140.00	0.00	8,140.00	3,980.06	2,651.74	1,508.20
A 2110.400-4	CONTRACTUAL EXPENSE-JUNIOR HIGH	5,000.00	0.00	5,000.00	744.75	0.00	4,255.25
A 2110.450	MATERIALS/SUPPLIES	0.00	0.00	0.00	77.40	0.00	-77.40
A 2110.450-1	MATERIALS/SUPPLIES-OTEGO	19,584.00	206.35	19,790.35	9,586.76	4,522.68	5,680.91
A 2110.450-2	MATERIALS/SUPPLIES-UNADILLA	19,584.00	14,314.81	33,898.81	22,303.92	22,094.92	-10,500.03
A 2110.450-3	MATERIALS/SUPPLIES-HIGH SCHOOL	32,400.00	0.00	32,400.00	29,547.52	6,938.21	-4,085.73
A 2110.450-4	MATERIALS/SUPPLIES/JR HIGH	19,620.00	0.00	19,620.00	6,872.20	1,686.65	11,061.15
A 2110.471	TUITION PAYMENTS	20,000.00	0.00	20,000.00	0.00	0.00	20,000.00
A 2110.480-0	HDCVR-TXTBKS PBKS	68,000.00	0.00	68,000.00	3,150.22	0.00	64,849.78
A 2110.480-02-5	HDCVR-TXTBKS PBKS/EW-HFS	0.00	0.00	0.00	471.78	0.00	-471.78
A 2110.480-1	HDCVR-TXTBKS PBKS/OTEGO	0.00	0.00	0.00	5,564.26	0.00	-5,564.26
A 2110.480-2	HDCVR-TXTBKS PBKS/UNADILLA	0.00	0.00	0.00	1,563.39	0.00	-1,563.39
A 2110.480-3	HDCVR-TXTBKS PBKS/HIGH SCHOOL	0.00	0.00	0.00	5,460.53	0.00	-5,460.53
A 2110.480-4	HDCVR-TXTBKS PBKS/JUNIOR HIGH	0.00	0.00	0.00	15,344.19	448.17	-15,792.36
A 2110.481-09-20	TEXTBOOKS/OTHER SCHOOLS	0.00	0.00	0.00	696.43	0.00	-696.43
A 2110.490	BOCES - DCMO	204,170.00	0.00	204,170.00	55,057.11	126,103.04	23,009.85
2110	TEACHING-REGULAR SCHOOL	4,588,281.00	14,521.16	4,602,802.16	2,158,525.12	164,880.41	2,279,396.63
21		4,588,281.00	14,521.16	4,602,802.16	2,158,525.12	164,880.41	2,279,396.63

UNATEGO CSD

Appropriation Status Detail Report By Function From 7/1/2014 To 1/31/2015



Account	Description	Budget	Adjustments	Adj. Budget	Expensed	Encumbered	Available
A 2250.150	CERTIFIED SALARIES	746,544.00	0.00	746,544.00	354,124.05	0.00	392,419.95
A 2250.151	CERTIFIED SALARIES - LTA's	168,761.00	0.00	168,761.00	80,526.38	0.00	88,234.62
A 2250.160	CLASSIFIED SALARIES	180,295.00	0.00	180,295.00	112,835.95	0.00	67,459.05
A 2250.400	CONTRACTUAL EXPENSES	12,000.00	0.00	12,000.00	9,894.94	0.00	2,105.06
A 2250.450	GENERAL SUPPLIES	7,200.00	517.95	7,717.95	6,333.64	0.00	1,384.31
A 2250.471	TUITION PAYMENTS	30,000.00	0.00	30,000.00	6,741.24	0.00	23,258.76
A 2250.472	TUITION PAYMENTS	270,000.00	0.00	270,000.00	323,838.70	60,224.10	-114,062.80
A 2250.490	BOCES - DCMO	973,483.00	0.00	973,483.00	366,233.17	540,464.33	66,785.50
2250	PROGRAMS-STUDENTS W/ DISABIL	2,388,283.00	517.95	2,388,800.95	1,260,528.07	600,688.43	527,584.45
A 2280.150	CERTIFIED SALARIES	188,957.00	0.00	188,957.00	0.00	0.00	188,957.00
A 2280.490	BOCES SERVICES - DCMO	611,131.00	0.00	611,131.00	209,578.55	314,367.81	87,184.64
2280	OCCUPATIONAL EDUCATION	800,088.00	0.00	800,088.00	209,578.55	314,367.81	276,141.64
22		3,188,371.00	517.95	3,188,888.95	1,470,106.62	915,056.24	803,726.09
A 2330.490	BOCES SERVICES	892.00	0.00	892.00	262.40	393.60	236.00
2330	TEACHING-SPECIAL SCHOOLS	892.00	0.00	892.00	262.40	393.60	236.00
23		892.00	0.00	892.00	262.40	393.60	236.00
A 2610.150	CERTIFIED SALARIES	59,958.00	0.00	59,958.00	25,489.20	0.00	34,468.80
A 2610.160	CLASSIFIED SALARIES	16,191.00	0.00	16,191.00	2,618.70	0.00	13,572.30
A 2610.400-1	CONTRACTUAL EXPENSE-ELEMENTARY	1,000.00	0.00	1,000.00	0.00	0.00	1,000.00
A 2610.400-2	CONTRACTUAL EXPENSE-SECONDARY	1,000.00	900.00	1,900.00	897.79	0.00	1,002.21
A 2610.450-1	MATERIALS & SUPPLIES-ELEMENTARY	8,000.00	6,558.00	14,558.00	8,618.66	0.00	5,939.34
A 2610.450-2	MATERIALS & SUPPLIES-SECONDARY	8,000.00	1,250.00	9,250.00	1,621.38	2,423.00	5,205.62
A 2610.450-3	MATERIALS & SUPPLIES-HIGH SCHOOL	0.00	0.00	0.00	2,617.65	927.00	-3,544.65
A 2610.460-1	LIBRARY AV LOAN-ELEMENTARY	3,051.00	3,414.22	6,465.22	3,411.09	2,797.97	256.16
A 2610.460-2	LIBRARY AV LOAN-SECONDARY	3,050.00	3,050.00	6,100.00	3,050.00	2,235.41	814.59
A 2610.490	BOCES SERVICES - DCMO	74,843.00	0.00	74,843.00	29,937.36	44,906.01	-0.37
2610	SCHOOL LIBRARY & AUDIOVISUAL	175,093.00	15,172.22	190,265.22	78,261.83	53,289.39	58,714.00
A 2630.151	CERTIFIED SALARIES - LTA's	47,454.00	0.00	47,454.00	0.00	0.00	47,454.00
A 2630.160	CLASSIFIED SALARIES	20,000.00	0.00	20,000.00	9,150.89	0.00	10,849.11
A 2630.200	EQUIPMENT	10,000.00	0.00	10,000.00	0.00	0.00	10,000.00
A 2630.220	STATE AIDED HARDWARE	19,000.00	4,094.17	23,094.17	4,150.87	0.00	18,943.30
A 2630.400	MISCELLANEOUS CONTRACTUAL	10,000.00	0.00	10,000.00	6,754.77	0.00	3,245.23
A 2630.450	COMPUTER MATERIALS & SUPPLIES	27,000.00	0.00	27,000.00	2,348.07	4,142.98	20,508.95
A 2630.460	STATE AIDED SOFTWARE	16,000.00	8,234.31	24,234.31	16,243.49	614.58	7,376.24
A 2630.490	BOCES-COMPUTER ASSISTED INSTRUCTION	205,587.00	0.00	205,587.00	60,282.18	90,423.27	54,881.55
2630	COMPUTER ASSISTED INSTRUCTION	355,041.00	12,328.48	367,369.48	98,930.27	95,180.83	173,258.38

UNATEGO CSD

Appropriation Status Detail Report By Function From 7/1/2014 To 1/31/2015



Account	Description	Budget	Adjustments	Adj. Budget	Expensed	Encumbered	Available
26		530,134.00	27,500.70	557,634.70	177,192.10	148,470.22	231,972.38
A 2810.150	CERTIFIED SALARIES	219,362.00	0.00	219,362.00	113,639.94	0.00	105,722.06
A 2810.160	CLASSIFIED SALARES	26,460.00	0.00	26,460.00	16,665.54	0.00	9,794.46
A 2810.400	CONTRACTUAL EXPENSE	0.00	0.00	0.00	21.28	0.00	-21.28
A 2810.400-1	CONTRACTUAL EXPENSE-OTEGO	700.00	0.00	700.00	62.12	0.00	637.88
A 2810.400-3	CONTRACTUAL EXPENSE-HIGH SCHOOL	1,100.00	0.00	1,100.00	72.00	0.00	1,028.00
A 2810.450	MATERIAL/SUPPLIES	0.00	16.00	16.00	16.00	0.00	0.00
A 2810.450-1	MATERIALS & SUPPLIES-OTEGO	800.00	0.00	800.00	212.25	0.00	587.75
A 2810.450-2	MATERIALS & SUPPLIES-UNADILLA	900.00	0.00	900.00	191.53	0.00	708.47
A 2810.450-3	MATERIALS & SUPPLIES-HIGH SCHOOL	0.00	0.00	0.00	276.94	423.85	-700.79
2810	GUIDANCE-REGULAR SCHOOL	249,322.00	16.00	249,338.00	131,157.60	423.85	117,756.55
A 2815.160	CLASSIFIED SALARIES	82,996.00	0.00	82,996.00	41,424.05	0.00	41,571.95
A 2815.163	CLASSIFIED SALARIES: SUBSTITUTES	3,500.00	0.00	3,500.00	3,797.51	0.00	-297.51
A 2815.400	MISC CONTRACTUAL	7,000.00	0.00	7,000.00	455.50	0.00	6,544.50
A 2815.450-1	MATERIALS & SUPPLIES-OTEGO	2,500.00	0.00	2,500.00	883.16	0.00	1,616.84
2815	HEALTH SERVICES-REGULAR SCHOOL	95,996.00	0.00	95,996.00	46,560.22	0.00	49,435.78
A 2820.150	CERTIFIED SALARIES	58,388.00	0.00	58,388.00	26,828.54	0.00	31,559.46
A 2820.400	MISCELLANEOUS CONTRACTUAL	500.00	0.00	500.00	0.00	0.00	500.00
A 2820.450	GENERAL SUPPLIES	1,700.00	0.00	1,700.00	0.00	0.00	1,700.00
2820	PSYCHOLOGICAL SRVC-REG SCHOOL	60,588.00	0.00	60,588.00	26,828.54	0.00	33,759.46
A 2825.400	MISCELLANEOUS CONTRACTUAL	24,000.00	0.00	24,000.00	11,432.82	4,567.18	8,000.00
2825	SOCIAL WORK SRVC-REG SCHOOL	24,000.00	0.00	24,000.00	11,432.82	4,567.18	8,000.00
A 2850.150	CERTIFIED SALARIES	45,000.00	0.00	45,000.00	11,637.22	0.00	33,362.78
A 2850.160	CLASSIFIED SALARIES	6,500.00	0.00	6,500.00	1,240.00	0.00	5,260.00
A 2850.400	MISCELLANEOUS CONTRACTUAL	1,300.00	0.00	1,300.00	1,465.00	0.00	-165.00
A 2850.450	GENERAL SUPPLIES	300.00	0.00	300.00	0.00	0.00	300.00
2850	CO-CURRICULAR ACTIV-REG SCHL	53,100.00	0.00	53,100.00	14,342.22	0.00	38,757.78
A 2855.150	CERTIFIED SALARIES	95,000.00	0.00	95,000.00	61,070.63	0.00	33,929.37
A 2855.160	CLASSIFIED SALARIES	43,000.00	0.00	43,000.00	10,684.43	0.00	32,315.57
A 2855.400	MISCELLANEOUS CONTRACTUAL	2,600.00	0.00	2,600.00	1,095.20	340.00	1,164.80
A 2855.425	RECONDITIONING UNIFORMS	5,800.00	0.00	5,800.00	0.00	5,500.00	300.00
A 2855.447	ORGANIZATIONAL MEMBERSHIPS	4,500.00	0.00	4,500.00	2,025.00	0.00	2,475.00
A 2855.448	PHYSICALS	6,000.00	0.00	6,000.00	6,295.50	300.00	-595.50
A 2855.449	OFFICIALS	31,000.00	0.00	31,000.00	8,678.32	19,298.55	3,023.13
A 2855.450	GENERAL SUPPLIES	17,400.00	0.00	17,400.00	12,424.60	2,462.25	2,513.15
A 2855.476	TRAVEL/CONFERENCE	1,000.00	0.00	1,000.00	-192.00	0.00	1,192.00
A 2855.479	PARTICIPATION FEES	2,700.00	0.00	2,700.00	1,785.00	0.00	915.00

UNATEGO CSD

Appropriation Status Detail Report By Function From 7/1/2014 To 1/31/2015



Account	Description	Budget	Adjustments	Adj. Budget	Expensed	Encumbered	Available
A 2855.490	BOCES	2,505.00	0.00	2,505.00	1,001.98	1,502.94	0.08
2855	INTERSCHOL ATHLETICS-REG SCHL	211,505.00	0.00	211,505.00	104,868.66	29,403.74	77,232.60
28		694,511.00	16.00	694,527.00	335,190.06	34,394.77	324,942.17
2		9,658,406.00	42,645.81	9,701,051.81	4,491,785.72	1,286,165.30	3,923,100.79
A 5510.160	NONINSTRUCTIONAL SALARIES	123,915.00	0.00	123,915.00	88,477.36	0.00	35,437.64
A 5510.161	WAGES	213,088.00	0.00	213,088.00	128,901.05	0.00	84,186.95
A 5510.162	OVERTIME	9,000.00	0.00	9,000.00	3,726.47	0.00	5,273.53
A 5510.163	SUBSTITUTES	1,600.00	0.00	1,600.00	248.09	0.00	1,351.91
A 5510.166	ATHLETIC TRIPS	13,000.00	0.00	13,000.00	8,189.75	0.00	4,810.25
A 5510.167	FIELD TRIPS	5,000.00	0.00	5,000.00	921.35	0.00	4,078.65
A 5510.168	LATE RUN	4,000.00	0.00	4,000.00	0.00	0.00	4,000.00
A 5510.400	MISCELLANEOUS CONTRACTUAL	24,000.00	2,712.00	26,712.00	14,467.55	1,343.90	10,900.55
A 5510.448	PHYSICALS	2,000.00	0.00	2,000.00	1,955.00	505.00	-460.00
A 5510.450	GENERAL SUPPLIES	4,500.00	0.00	4,500.00	498.70	2,993.48	1,007.82
A 5510.454	INSURANCE	17,000.00	0.00	17,000.00	11,228.00	0.00	5,772.00
A 5510.490	BOCES SERVICES - DCMO	2,110.00	0.00	2,110.00	844.00	1,266.00	0.00
A 5510.540	CLEANING SUPPLIES	1,100.00	0.00	1,100.00	0.00	0.00	1,100.00
A 5510.560	UNIFORMS	700.00	0.00	700.00	0.00	0.00	700.00
A 5510.570	PARTS	39,000.00	0.00	39,000.00	9,428.05	24,171.95	5,400.00
A 5510.571	GAS AND FUEL	150,000.00	0.00	150,000.00	58,934.67	76,708.31	14,357.02
A 5510.572	OIL AND LUBRICANTS	1,800.00	0.00	1,800.00	0.00	0.00	1,800.00
A 5510.573	TIRES	13,000.00	0.00	13,000.00	0.00	0.00	13,000.00
5510	DISTRICT TRANSPORT-MEDICAID	624,813.00	2,712.00	627,525.00	327,820.04	106,988.64	192,716.32
A 5530.400	MISCELLANEOUS CONTRACTUAL	10,000.00	0.00	10,000.00	0.00	0.00	10,000.00
A 5530.454	HEATING FUEL	23,000.00	0.00	23,000.00	10,103.47	15,896.53	-3,000.00
A 5530.463	REFUSE REMOVAL	3,000.00	0.00	3,000.00	856.44	856.56	1,287.00
A 5530.473	WATER/GARAGE	400.00	0.00	400.00	85.00	515.00	-200.00
A 5530.477	ELECTRICITY	3,800.00	0.00	3,800.00	1,662.02	2,137.98	0.00
A 5530.478	TELEPHONE	1,000.00	0.00	1,000.00	0.00	0.00	1,000.00
5530	GARAGE BUILDING	41,200.00	0.00	41,200.00	12,706.93	19,406.07	9,087.00
55		666,013.00	2,712.00	668,725.00	340,526.97	126,394.71	201,803.32
5		666,013.00	2,712.00	668,725.00	340,526.97	126,394.71	201,803.32
A 7140.161	NONINSTR SALARIES/AFTERSCHOOL PROG	79,000.00	0.00	79,000.00	32,570.80	0.00	46,429.20
A 7140.400	CONTRACTUAL/AFTERSCHOOL PROG	600.00	0.00	600.00	369.60	0.00	230.40
A 7140.450	GENERAL SUPPLIES/AFTERSCHOOL PROG	6,200.00	0.00	6,200.00	2,017.79	0.00	4,182.21

UNATEGO CSD

Appropriation Status Detail Report By Function From 7/1/2014 To 1/31/2015



Account	Description		Budget	Adjustments	Adj. Budget	Expensed	Encumbered	Available
7140	RECREATION	*	85,800.00	0.00	85,800.00	34,958.19	0.00	50,841.81
71		**	85,800.00	0.00	85,800.00	34,958.19	0.00	50,841.81
7		***	85,800.00	0.00	85,800.00	34,958.19	0.00	50,841.81
A 9010.800	STATE RETIREMENT		367,200.00	0.00	367,200.00	257,792.75	109,407.25	0.00
9010	STATE RETIREMENT	*	367,200.00	0.00	367,200.00	257,792.75	109,407.25	0.00
A 9020.800	TEACHERS' RETIREMENT		1,170,700.00	0.00	1,170,700.00	0.00	1,170,700.00	0.00
9020	TEACHERS' RETIREMENT	*	1,170,700.00	0.00	1,170,700.00	0.00	1,170,700.00	0.00
A 9030.800	SOCIAL SECURITY		681,000.00	0.00	681,000.00	296,349.70	384,650.28	0.02
9030	SOCIAL SECURITY	*	681,000.00	0.00	681,000.00	296,349.70	384,650.28	0.02
A 9040.800	WORKERS' COMPENSATION		100,000.00	0.00	100,000.00	98,176.37	0.00	1,823.63
9040	WORKERS' COMPENSATION	*	100,000.00	0.00	100,000.00	98,176.37	0.00	1,823.63
A 9045.800	LIFE INSURANCE		2,000.00	0.00	2,000.00	936.00	0.00	1,064.00
9045	LIFE INSURANCE	*	2,000.00	0.00	2,000.00	936.00	0.00	1,064.00
A 9050.80	UNEMPLOYMENT INSURANCE		45,000.00	0.00	45,000.00	4,740.98	10,804.02	29,455.00
9050	UNEMPLOYMENT INSURANCE	*	45,000.00	0.00	45,000.00	4,740.98	10,804.02	29,455.00
A 9060.158-01	HEALTH INS/STIPEND		35,000.00	0.00	35,000.00	0.00	0.00	35,000.00
A 9060.801	HEALTH INSURANCE		3,128,610.00	0.00	3,128,610.00	1,670,809.13	1,457,800.87	0.00
A 9060.803	DENTAL INSURANCE		52,000.00	0.00	52,000.00	44,655.63	7,344.37	0.00
9060	HOSPITAL, MEDICAL & DENTAL INS	*	3,215,610.00	0.00	3,215,610.00	1,715,464.76	1,465,145.24	35,000.00
A 9089.800	UNDISTRIBUTED EXPENDITURES		5,000.00	0.00	5,000.00	2,695.00	0.00	2,305.00
9089	OTHER	*	5,000.00	0.00	5,000.00	2,695.00	0.00	2,305.00
90		**	5,586,510.00	0.00	5,586,510.00	2,376,155.56	3,140,706.79	69,647.65
A 9711.600	SERIAL BONDS/SCHOOL CONST/PRINCIPAL		2,150,000.00	0.00	2,150,000.00	0.00	2,150,000.00	0.00
A 9711.700	SERIAL BONDS/SCHOOL CONST/INTEREST		839,532.00	0.00	839,532.00	419,764.88	419,766.38	0.74
9711		*	2,989,532.00	0.00	2,989,532.00	419,764.88	2,569,766.38	0.74
A 9722.600	STATUTORY BONDS - BUS PURCHASES/PRIN		60,000.00	0.00	60,000.00	0.00	0.00	60,000.00
A 9722.700	STATUTORY BOND - BUS PURCHASE/INT		13,500.00	0.00	13,500.00	0.00	0.00	13,500.00
9722		*	73,500.00	0.00	73,500.00	0.00	0.00	73,500.00

UNATEGO CSD

Appropriation Status Detail Report By Function From 7/1/2014 To 1/31/2015



Account	Description	Budget	Adjustments	Adj. Budget	Expensed	Encumbered	Available
A 9770.700	RAN ANTICIPATION NOTE	41,000.00	0.00	41,000.00	0.00	10,000.00	31,000.00
9770	*	41,000.00	0.00	41,000.00	0.00	10,000.00	31,000.00
97	**	3,104,032.00	0.00	3,104,032.00	419,764.88	2,579,766.38	104,500.74
A 9901.930	TRANSFER TO SCHOOL LUNCH FUND	20,000.00	0.00	20,000.00	20,000.00	0.00	0.00
9901	TRANSFER TO SPECIAL AID	20,000.00	0.00	20,000.00	20,000.00	0.00	0.00
99	**	20,000.00	0.00	20,000.00	20,000.00	0.00	0.00
9	***	8,710,542.00	0.00	8,710,542.00	2,815,920.44	5,720,473.17	174,148.39
Fund ATotals:		22,139,335.00	53,494.33	22,192,829.33	9,165,859.06	8,292,979.17	4,733,991.10
Grand Totals:		22,139,335.00	53,494.33	22,192,829.33	9,165,859.06	8,292,979.17	4,733,991.10

UNATEGO CSD

Revenue Status Report From 7/1/2014 To 1/31/2015



Account	Description	Budget	Adjustments	Revised Budget	Revenue Earned	Unearned Revenue
A 1001	REAL PROPERTY TAXES	6,968,746.00	0.00	6,968,746.00	4,632,571.06	2,336,174.94
A 1081	PAYMENT IN LIEU OF TAXES (PILOT)	0.00	0.00	0.00	3,270.08	-3,270.08
A 1085	SCHOOL TAX RELIEF REIMBURSEMENT	0.00	0.00	0.00	1,259,951.00	-1,259,951.00
A 1090	INTEREST ON PROPERTY TAXES	20,000.00	0.00	20,000.00	0.00	20,000.00
A 1310	A1310DAY SCHOOL TUITION FOR INDIVIDUAL	8,000.00	0.00	8,000.00	7,140.36	859.64
A 1330	TEXTBOOK CHARGES	0.00	0.00	0.00	7.99	-7.99
A 1335	OTHER STUDENT FEES & CHARGES	0.00	0.00	0.00	73.00	-73.00
A 1336	AFTER SCHOOL FEES	84,000.00	0.00	84,000.00	32,843.62	51,156.38
A 1410	ADMISSIONS	10,000.00	0.00	10,000.00	9,332.50	667.50
A 2401	INTEREST AND EARNINGS	10,000.00	0.00	10,000.00	513.09	9,486.91
A 2401..1	INTEREST EARNEDITA & PAYROLL ACC'T	0.00	0.00	0.00	-57.23	57.23
A 2440	OTHER RENTAL	0.00	0.00	0.00	180.00	-180.00
A 2650	SALE OF SCRAP & EXCESS MATERIALS	0.00	0.00	0.00	730.74	-730.74
A 2666	SALE OF TRANSPORTATION EQUIPMENT	5,000.00	0.00	5,000.00	0.00	5,000.00
A 2680	INSURANCE RECOVERIES	0.00	0.00	0.00	2,748.20	-2,748.20
A 2701	REFUND OF BOCES AIDED SERVICES	75,000.00	0.00	75,000.00	205,130.24	-130,130.24
A 2702..1	REFUND OF EXPENSE-TRANSPORTATION	0.00	0.00	0.00	112.00	-112.00
A 2703	REFUND OF PRIOR YEAR EXPENSE	0.00	0.00	0.00	4,585.72	-4,585.72
A 2705	GIFTS AND DONATIONS	0.00	0.00	0.00	352.69	-352.69
A 2770	OTHER UNCLASSIFIED REVENUES	3,000.00	0.00	3,000.00	79.22	2,920.78
A 3101	BASIC FORMULA AID	10,457,863.00	0.00	10,457,863.00	2,125,339.96	8,332,523.04
A 3101..1	EXCESS COST AID	1,749,536.00	0.00	1,749,536.00	459,206.33	1,290,329.67
A 3102	LOTTERY AID	0.00	0.00	0.00	1,095,566.28	-1,095,566.28
A 3102..B	VLT LOTTERY GRANT(VIDEO LOT TERMINAL)	0.00	0.00	0.00	409,840.15	-409,840.15
A 3103	BOCES AID	1,370,981.00	0.00	1,370,981.00	0.00	1,370,981.00
A 3260	TEXTBOOK AID	55,221.00	0.00	55,221.00	14,265.00	40,956.00
A 3262	COMPUTER SOFTWARE AID	14,305.00	0.00	14,305.00	0.00	14,305.00
A 3262.B	COMPUTER HARDWARE AID	16,848.00	0.00	16,848.00	0.00	16,848.00
A 3263	LIBRARY LOAN AID	5,968.00	0.00	5,968.00	0.00	5,968.00
A 4601	MEDICAID	50,000.00	0.00	50,000.00	25,164.12	24,835.88
A 5050	INTERFUND TRANSFER FOR DEBT SERVICE	234,867.00	0.00	234,867.00	0.00	234,867.00
A Totals:		21,139,335.00	0.00	21,139,335.00	10,288,946.12	10,850,388.88
Grand Totals:		21,139,335.00	0.00	21,139,335.00	10,288,946.12	10,850,388.88

TREASURER'S REPORT TO
BOARD OF EDUCATION
UNATEGO CENTRAL SCHOOL

School Lunch Fund Checking

BALANCE ON HAND: January 1, 2015 \$ 8,334.55

RECEIPTS:

INTEREST/JAN 2015	\$ 0.21
GENERAL/TRANSFERS	39,776.69
TYPE A LUNCHESES/JAN 2015	12,036.39
OTHER SALES/JAN 2015	5,029.21
SALES TAX/JAN 2015	120.90

TOTAL RECEIPTS \$ 56,963.40

RECEIPTS & BALANCE \$ 65,297.95

CHECKS: 5924-5946 \$ 39,951.69

TOTAL DISBURSEMENTS \$ 39,951.69


BALANCE ON HAND: January 31, 2015 \$ 25,346.26

BANK BALANCE \$ 24,916.57
INTRANSIT DEPOSIT 554.69

LESS: OUTSTANDING CHECKS 125.00

NET BALANCE IN BANK \$ 25,346.26

February 23, 2015
DATE SUBMITTED


DISTRICT TREASURER



Account	Description	Debits	Credits	Balance	
C 200	CASH	299,951.13	274,604.87	25,346.26	
C 391GEN	DUE FROM THE GENERAL FUND	178,259.19	178,259.19	0.00	
C 4101	STATE AID RECEIVABLE	27,515.95	26,404.95	1,111.00	
C 4102	FEDERAL AID RECEIVABLE	172,367.00	146,098.00	26,269.00	
C 445	INVENTORY-SUPPLIES	2,346.98	0.00	2,346.98	
C 446	INVENTORY-FOOD	8,111.48	0.00	8,111.48	
C 446.1	INVENTORY-USDA	2,543.76	0.00	2,543.76	
C 500	PAYROLL CLEARING	73,925.86	73,925.86	0.00	
C 510	ESTIMATED REVENUES	534,600.00	0.00	534,600.00	
C 521	ENCUMBRANCES	464,045.28	273,392.05	190,653.23	
C 522	EXPENDITURES	279,844.75	5,274.42	274,570.33	
C 601	ACCRUED LIABILITIES	8,800.53	8,800.53	0.00	
C 630GEN	DUE TO GENERAL FUND	198,752.69	317,533.73	-118,781.04	CR
C 631	DUE TO OTHER GOVERNMENTS	493.95	717.89	-223.94	CR
C 806	NOT IN SPENDABLE FORM	0.00	13,002.22	-13,002.22	CR
C 821	RESERVE FOR ENCUMBRANCES	273,392.05	464,045.28	-190,653.23	CR
C 915	ASSIGNED UNAPPROPRIATED FUND BAL	77,773.96	0.00	77,773.96	
C 960	APPROPRIATIONS	0.00	534,600.00	-534,600.00	CR
C 980	REVENUES	179.28	286,244.85	-286,065.57	CR
C Fund Totals:		2,602,903.84	2,602,903.84	0.00	
Grand Totals:		2,602,903.84	2,602,903.84	0.00	

UNATEGO CSD

Appropriation Status Detail Report By Function From 7/1/2014 To 1/31/2015



Account	Description	Budget	Adjustments	Adj. Budget	Expensed	Encumbered	Available
		116,000.00	0.00	116,000.00	58,494.22	0.00	57,505.78
C 2860.161	NONINSTRUCTIONAL WAGES	4,000.00	0.00	4,000.00	3,650.00	0.00	350.00
C 2860.161-SP	NONINSTRUCTIONAL WAGES/SUM PGM	2,000.00	0.00	2,000.00	2,982.29	0.00	-982.29
C 2860.163	SUBSTITUTES	2,000.00	0.00	2,000.00	0.00	0.00	2,000.00
C 2860.200	EQUIPMENT	10,000.00	0.00	10,000.00	3,633.04	6,516.96	-150.00
C 2860.400	CONTRACTUAL EXPENSE	185,000.00	0.00	185,000.00	82,144.20	101,711.07	1,144.73
C 2860.410	FOOD PURCHASES	5,500.00	0.00	5,500.00	5,096.01	0.00	403.99
C 2860.410-SP	FOOD PURCHASES/SUM PGM	20,000.00	0.00	20,000.00	15,181.31	0.00	4,818.69
C 2860.411	FOOD - COMMODITIES	13,000.00	0.00	13,000.00	5,666.28	7,673.03	-339.31
C 2860.450	MATERIALS AND SUPPLIES	0.00	0.00	0.00	90.46	0.00	-90.46
C 2860.450-SP	MATERIALS AND SUPPLIES/SUM PGM	6,150.00	0.00	6,150.00	1,951.88	3,015.80	1,182.32
C 2860.490	BOCES SERVICES	58,500.00	0.00	58,500.00	23,278.40	34,917.60	304.00
C 2860.490-1	BOCES SERVICES/MGMT						
2860		422,150.00	0.00	422,150.00	202,168.09	153,834.46	66,147.45
28		422,150.00	0.00	422,150.00	202,168.09	153,834.46	66,147.45
2		422,150.00	0.00	422,150.00	202,168.09	153,834.46	66,147.45
C 9030.800	SOCIAL SECURITY	8,800.00	0.00	8,800.00	5,044.38	0.00	3,755.62
9030		8,800.00	0.00	8,800.00	5,044.38	0.00	3,755.62
C 9040.800	WORKERS' COMPENSATION	7,000.00	0.00	7,000.00	7,526.63	0.00	-526.63
9040		7,000.00	0.00	7,000.00	7,526.63	0.00	-526.63
C 9060.801	HEALTH INSURANCE	96,000.00	0.00	96,000.00	59,467.30	36,532.70	0.00
C 9060.802	DENTAL INSURANCE	650.00	0.00	650.00	363.93	286.07	0.00
9060		96,650.00	0.00	96,650.00	59,831.23	36,818.77	0.00
90		112,450.00	0.00	112,450.00	72,402.24	36,818.77	3,228.99
9		112,450.00	0.00	112,450.00	72,402.24	36,818.77	3,228.99
Fund CTotals:		534,600.00	0.00	534,600.00	274,570.33	190,653.23	69,376.44
Grand Totals:		534,600.00	0.00	534,600.00	274,570.33	190,653.23	69,376.44

UNATEGO CSD

Revenue Status Report From 7/1/2014 To 1/31/2015



Account	Description	Budget	Adjustments	Revised Budget	Revenue Earned	Unearned Revenue
C 1440	SALE OF TYPE A LUNCHES	145,000.00	0.00	145,000.00	58,106.38	86,893.62
C 1445	OTHER FOOD SALES	40,000.00	0.00	40,000.00	36,759.24	3,240.76
C 2401	INTEREST AND EARNINGS	0.00	0.00	0.00	0.99	-0.99
C 2702	REFUND OF PRIOR YEARS EXPENSE	0.00	0.00	0.00	483.00	-483.00
C 2770	MISCELLANEOUS REVENUE	0.00	0.00	0.00	24.65	-24.65
C 3190..1	STATE BREAKFAST	3,500.00	0.00	3,500.00	1,748.00	1,752.00
C 3190..11	BOCES AID	43,000.00	0.00	43,000.00	0.00	43,000.00
C 3190..2	STATE LUNCH	8,500.00	0.00	8,500.00	3,956.00	4,544.00
C 3190.SUM	STATE BKFST/LUNCH SUMMER	600.00	0.00	600.00	592.00	8.00
C 4190..1	FEDERAL BREAKFAST	60,000.00	0.00	60,000.00	31,022.00	28,978.00
C 4190..2	FEDERAL LUNCH	200,000.00	0.00	200,000.00	104,516.00	95,484.00
C 4190..3	SURPLUS FOOD - FEDERAL	20,000.00	0.00	20,000.00	15,181.31	4,818.69
C 4190.SUM	FEDERAL BRKFST/LUNCH SUMMER	14,000.00	0.00	14,000.00	13,676.00	324.00
C 5031	INTERFUND TRANSFER FROM GEN FUND	0.00	0.00	0.00	20,000.00	-20,000.00
C Totals:		534,600.00	0.00	534,600.00	286,065.57	248,534.43
Grand Totals:		534,600.00	0.00	534,600.00	286,065.57	248,534.43

Unatego Central School

School Food Service Statement of Income & Expenditures
2014 - 2015

	July/August	September	October	November	December	Totals
Income						
<i>Revenues</i>						
Sale of Type A Lunches		\$ 16,425	\$ 12,681	\$ 9,093	\$ 7,871	\$ 46,070
Other Food Sales	366	14,087	7,070	5,783	4,425	31,731
Interest & Earnings						-
State Reimbursement-Breakfast		393	449	302	276	1,420
State Reimbursement-Lunch		890	938	710	635	3,173
BOCES Aid						-
Federal Reimbursements-Breakfast		6,987	7,962	5,373	4,857	25,179
Federal Reimbursements-Lunch		23,917	25,344	18,417	16,412	84,090
Federal Surplus Food		3,399	5,480	6,302		15,181
Federal Snack Program						-
Summer Food Service Program	14,268					14,268
Refund of Prior Year Expense	483					483
Miscellaneous Revenue		5			19	24
Interfund Transfers			20,000			20,000
Total Revenues	15,117	66,103	79,924	45,980	34,495	241,619
<i>Cost of Food Sold</i>						
Beginning Inventory	13,002	13,002	13,002	13,002	13,002	13,002
Food Purchased	5,096	32,687	22,293	12,523	14,641	87,240
Federal Surplus Food Received		3,399	5,480	6,302		15,181
Subtotal	18,098	49,088	40,775	31,827	27,643	115,423
<i>Less:</i>						
Ending Inventory	13,002	13,002	13,002	13,002	13,002	13,002
Cost of Food Sold	5,096	36,086	27,773	18,825	14,641	102,421
Gross Income	10,021	30,017	52,151	27,155	19,854	139,198
Expenditures						
<i>Personnel</i>						
Salaries	8,170	5,510	12,517	11,963	18,278	56,438
Employees Retirement						-
Social Security	1,297	339	840	798	1,223	4,497
Workers' Compensation	1,254	627	627	628	627	3,763
Unemployment Insurance						-
Health & Dental Insurance		20,518	15,244	8,013	8,028	51,803
Total Personnel	10,721	26,994	29,228	21,402	28,156	116,501
<i>Operations</i>						
Equipment	-	-	-	-	-	-
Contractual Expenses		1,718	849	597	344	3,508
Materials & Supplies	90	1,984	1,617	796	1,269	5,756
BOCES Services		6,316	6,316	6,291	6,307	25,230
Total Operations	90	10,018	8,782	7,684	7,920	34,494
Total Expenditures	10,811	37,012	38,010	29,086	36,076	150,995
Net Income	\$ (790)	\$ (6,995)	\$ 14,141	\$ (1,931)	\$ (16,222)	\$ (11,797)

Unatego Central School

School Food Service Statement of Income & Expenditures
2014 - 2015

	July/Dec.	January	February	March	April	Totals
Income						
<i>Revenues</i>						
Sale of Type A Lunches	\$ 46,070	\$ 12,036				\$ 58,106
Other Food Sales	31,731	5,029				36,760
Interest & Earnings	-	1				1
State Reimbursement-Breakfast	1,420	328				1,748
State Reimbursement-Lunch	3,173	783				3,956
BOCES Aid	-					-
Federal Reimbursements-Breakfast	25,179	5,843				31,022
Federal Reimbursements-Lunch	84,090	20,426				104,516
Federal Surplus Food	15,181					15,181
Federal Snack Program	-					-
Summer Food Service Program	14,268					14,268
Refund of Prior Year Expense	483					483
Miscellaneous Revenue	24					24
Interfund Transfers	20,000					20,000
Total Revenues	241,619	44,446	-	-	-	286,065
<i>Cost of Food Sold</i>						
Beginning Inventory	13,002	13,002				13,002
Food Purchased	87,240	22,797				110,037
Federal Surplus Food Received	15,181					15,181
Subtotal	115,423	35,799	-	-	-	138,220
<i>Less:</i>						
Ending Inventory	13,002	13,002				13,002
Cost of Food Sold	102,421	22,797				125,218
Gross Income	139,198	21,649	-	-	-	160,847
Expenditures						
<i>Personnel</i>						
Salaries	56,438	8,689				65,127
Employees Retirement	-					-
Social Security	4,497	547				5,044
Workers' Compensation	3,763	627				4,390
Unemployment Insurance	-					-
Health & Dental Insurance	51,803	8,028				59,831
Total Personnel	116,501	17,891	-	-	-	134,392
<i>Operations</i>						
Equipment	-					-
Contractual Expenses	3,508	3,010				6,518
Materials & Supplies	5,756	2,119				7,875
BOCES Services	25,230	6,307				31,537
Total Operations	34,494	11,436	-	-	-	45,930
Total Expenditures	150,995	29,327	-	-	-	180,322
Net Income	\$ (11,797)	\$ (7,678)	\$ -	\$ -	\$ -	(19,475)

Unatego Central School

School Food Service Statement of Income & Expenditures
2014 - 2015

	July/April	May	June	Closing Journal Entry Adj.	Totals
Income					
<i>Revenues</i>					
Sale of Type A Lunches	\$ 58,106				\$ 58,106
Other Food Sales	36,760				36,760
Interest & Earnings	1				1
State Reimbursement-Breakfast	1,748				1,748
State Reimbursement-Lunch	3,956				3,956
BOCES Aid	-				-
Federal Reimbursements-Breakfast	31,022				31,022
Federal Reimbursements-Lunch	104,516				104,516
Federal Surplus Food	15,181				15,181
Federal Snack Program	-				-
Summer Food Service Program	14,268				14,268
Refund of Prior Year Expense	483				483
Miscellaneous Revenue	24				24
Interfund Transfers	20,000				20,000
Total Revenues	286,065	-	-	-	286,065
<i>Cost of Food Sold</i>					
Beginning Inventory	13,002				13,002
Food Purchased	110,037				110,037
Federal Surplus Food Received	15,181				15,181
Subtotal	138,220	-	-	-	138,220
<i>Less:</i>					
Ending Inventory	13,002				13,002
Cost of Food Sold	125,218	-	-	-	125,218
Gross Income	160,847	-	-	-	160,847
Expenditures					
<i>Personnel</i>					
Salaries	65,127				65,127
Employees Retirement	-				-
Social Security	5,044				5,044
Workers' Compensation	4,390				4,390
Unemployment Insurance	-				-
Health & Dental Insurance	59,831				59,831
Total Personnel	134,392	-	-	-	134,392
<i>Operations</i>					
Equipment	-				-
Contractual Expenses	6,518				6,518
Materials & Supplies	7,875				7,875
BOCES Services	31,537				31,537
Total Operations	45,930	-	-	-	45,930
Total Expenditures	180,322	-	-	-	180,322
Net Income	\$ (19,475)	\$ -	\$ -	\$ -	\$ (19,475)

School Food Service Statement of Income & Expenditures

2014 - 2015

Year to Date Comparison

	2013-2014	2014-2015	\$ Change	% Change
Income				
<i>Revenues</i>				
Sale of Type A Lunches	\$ 142,677	\$ 58,106	\$ (84,571)	\$ (1)
Other Food Sales	39,984	36,760	(3,224)	(0)
Interest & Earnings	1	1	-	-
State Reimbursement-Breakfast	3,951	1,748	(2,203)	(1)
State Reimbursement-Lunch	20,860	3,956	(16,904)	(1)
BOCES Aid	41,622	-	(41,622)	(1)
Federal Reimbursements-Breakfast	57,244	31,022	(26,222)	(0)
Federal Reimbursements-Lunch	194,407	104,516	(89,891)	(0)
Refund of Boces Aided Services	-	-	-	-
Federal Surplus Food	19,488	15,181	(4,307)	(0)
Summer Food Service Program	-	14,268	14,268	
Refund of Prior Year Expense	-	483	483	
Miscellaneous Revenue	56	24	(32)	(1)
Interfund Transfers	-	20,000	20,000	
Total Revenues	520,290	286,065	(234,225)	(0)
<i>Cost of Food Sold</i>				
Beginning Inventory	18,619	13,002	(5,617)	(0)
Food Purchased	188,506	110,037	(78,469)	(0)
Federal Surplus Food Received	22,417	15,181	(7,236)	(0)
Subtotal	229,542	138,220	(91,322)	(0)
<i>Less:</i>				
Ending Inventory	13,002	13,002	-	-
Cost of Food Sold	207,994	125,218	(91,322)	(0)
Gross Income	312,296	160,847	(142,903)	(0)
Expenditures				
<i>Personnel</i>				
Salaries	127,281	65,127	(62,154)	(0)
Employees Retirement	-	-	-	-
Social Security	7,831	5,044	(2,787)	(0)
Workers' Compensation	7,999	4,390	(3,609)	(0)
Unemployment Insurance	-	-	-	-
Health & Dental Insurance	123,107	59,831	(63,276)	(1)
Total Personnel	266,218	134,392	(131,826)	(0)
<i>Operations</i>				
Equipment	-	-	-	-
Contractual Expenses	10,915	6,518	(4,397)	(0)
Materials & Supplies	12,482	7,875	(4,607)	(0)
BOCES Services	70,035	31,537	(38,498)	(1)
Total Operations	93,432	45,930	(47,502)	(1)
Total Expenditures	359,650	180,322	(179,328)	(0)
Net Income	\$ (47,354)	\$ (19,475)	\$ 36,425	(1)

TREASURER'S REPORT TO
BOARD OF EDUCATION
UNATEGO CENTRAL SCHOOL

Special Aid Fund Checking

BALANCE ON HAND: January 1, 2015 \$ 5,032.67

RECEIPTS:

INTEREST/JAN 2015 \$ 0.12
GENERAL/TRANSFERS 40046.58

TOTAL RECEIPTS \$40,046.70

RECEIPTS & BALANCE \$ 45,079.37

DISBURSEMENTS: CHECKS: 3312-3318 \$ 42,664.98

TOTAL DISBURSEMENTS \$ 42,664.98


BALANCE ON HAND: January 31, 2015 \$ 2,414.39

BANK BALANCE \$ 5,042.79

LESS: OUTSTANDING CHECKS 2,628.40

NET BALANCE IN BANK \$ 2,414.39

February 23, 2015
DATE SUBMITTED



DISTRICT TREASURER

UNATEGO CSD

Trial Balance Report From 7/1/2014 - 1/31/2015



Account	Description	Debits	Credits	Balance
F 200	CASH - CHECKING	369,951.03	367,536.64	2,414.39
F 391GEN	DUE FROM GENERAL FUND	305,100.39	305,100.39	0.00
F 4102	FEDERAL AID RECEIVABLE	180,000.99	56,711.39	123,289.60
F 500	PAYROLL CLEARING	208,795.00	208,795.00	0.00
F 510	ESTIMATED REVENUES	641,874.63	140.00	641,734.63
F 521	ENCUMBRANCES	91,393.92	91,392.92	1.00
F 522	EXPENDITURES	361,405.57	0.00	361,405.57
F 599	APPROPRIATED FUND BALANCE	16,195.35	16,195.35	0.00
F 600	ACCOUNTS PAYABLE	6,115.69	6,115.69	0.00
F 601	ACCRUED LIABILITIES	15.38	15.38	0.00
F 630GEN	DUE TO GENERAL FUND	305,100.39	539,729.51	-234,629.12 CR
F 691	DEFERRED REVENUE	91.44	91.44	0.00
F 821	RESERVE FOR ENCUMBRANCES	91,392.92	91,393.92	-1.00 CR
F 909	FUND BALANCE	91.44	91.44	0.00
F 960	APPROPRIATIONS	140.00	641,874.63	-641,734.63 CR
F 980	REVENUES	0.00	252,480.44	-252,480.44 CR
F Fund Totals:		2,577,664.14	2,577,664.14	0.00
Grand Totals:		2,577,664.14	2,577,664.14	0.00

UNATEGO CSD



Appropriation Status Detail Report By Function From 7/1/2014 To 1/31/2015

Account	Description	Budget	Adjustments	Adj. Budget	Expensed	Encumbered	Available
F 2115.150-57	TITLE I - A&D IMPROV/PROF SALARY 14-15	160,724.00	0.00	160,724.00	57,235.86	0.00	103,488.14
2115	TITLE I A&D IMPROVEMENT	160,724.00	0.00	160,724.00	57,235.86	0.00	103,488.14
21		160,724.00	0.00	160,724.00	57,235.86	0.00	103,488.14
F 2250.490-57-1415	BOCES SUMMER SCHOOL 14-15	0.00	24,372.96	24,372.96	24,372.96	0.00	0.00
2250		0.00	24,372.96	24,372.96	24,372.96	0.00	0.00
F 2253.471-57-1415	SUMMER/TUITION/RESIDENTIAL 14-15	0.00	2,592.00	2,592.00	2,592.00	0.00	0.00
F 2253.472-57-1213	SUMMER/TUITION/RESIDENTIAL 12-13	0.00	3,527.20	3,527.20	3,527.20	0.00	0.00
F 2253.472-57-1314	SUMMER/TUITION/RESIDENTIAL 13-14	0.00	5,523.31	5,523.31	5,523.31	0.00	0.00
F 2253.472-57-1415	SUMMER/TUITION/RESIDENTIAL 14-15	0.00	71,165.81	71,165.81	71,165.81	0.00	0.00
2253		0.00	82,808.32	82,808.32	82,808.32	0.00	0.00
22		0.00	107,181.28	107,181.28	107,181.28	0.00	0.00
F 2610.45C-FU-1314	COMMUNITY FNDN UNAD/EXPL SS/SCI	0.00	91.44	91.44	91.44	0.00	0.00
F 2610.45C-FU-1415	COMMUNITY FNDN UNAD/CARTOON CHAR-SS	2,000.00	0.00	2,000.00	1,989.57	0.00	10.43
F 2610.45O-CF-1415	O'CONNOR FOUNDATION/CARTOON CHAR-SS	2,000.00	0.00	2,000.00	2,000.00	0.00	0.00
2610		4,000.00	91.44	4,091.44	4,081.01	0.00	10.43
26		4,000.00	91.44	4,091.44	4,081.01	0.00	10.43
2		164,724.00	107,272.72	271,996.72	168,498.15	0.00	103,498.57
F 3215.150-57	IDEA-PT B/SEC 611/PROF SALARY 14-15	217,060.00	0.00	217,060.00	98,256.40	0.00	118,803.60
F 3215.160-57	IDEA-PT B/SEC 611/SUPP STAFF 14-15	21,028.00	0.00	21,028.00	12,826.72	0.00	8,201.28
F 3215.400-57	IDEA-PT B/SEC 611/PUR SERVICES 14-15	35,633.00	-1,000.00	34,633.00	24,127.00	1.00	10,505.00
F 3215.460-57	IDEA-PT B/SEC 611/TRAVEL 14-15	383.00	1,000.00	1,383.00	383.75	0.00	999.25
3215	IDEA-PART B, SECTION 611	274,104.00	0.00	274,104.00	135,593.87	1.00	138,509.13
32		274,104.00	0.00	274,104.00	135,593.87	1.00	138,509.13
F 3315.150-57	IDEA-PT B/SEC 619/PROF SALARY 14-15	5,244.00	0.00	5,244.00	2,308.02	0.00	2,935.98
F 3315.400-57	IDEA-PT B/SEC 619/CONTRACTUAL 14-15	749.00	0.00	749.00	749.00	0.00	0.00
3315	IDEA-PART B, SECTION 619	5,993.00	0.00	5,993.00	3,057.02	0.00	2,935.98
33		5,993.00	0.00	5,993.00	3,057.02	0.00	2,935.98
3		280,097.00	0.00	280,097.00	138,650.89	1.00	141,445.11

UNATEGO CSD

Appropriation Status Detail Report By Function From 7/1/2014 To 1/31/2015



Account	Description	Budget	Adjustments	Adj. Budget	Expensed	Encumbered	Available
<u>F 4715.150-57</u>	TITLE IIA-TEACH/PRINC/PROF SAL 14-15	73,537.00	0.00	73,537.00	38,152.62	0.00	35,384.38
4715	TITLE IIA, TEACHER & PRINCIPAL *	73,537.00	0.00	73,537.00	38,152.62	0.00	35,384.38
47	**	73,537.00	0.00	73,537.00	38,152.62	0.00	35,384.38
4	***	73,537.00	0.00	73,537.00	38,152.62	0.00	35,384.38
<u>F 5514.450-57</u>	ARRA -RACE TO THE TOP/SUPPLIES	16,103.91	0.00	16,103.91	16,103.91	0.00	0.00
5514	RACE TO THE TOP *	16,103.91	0.00	16,103.91	16,103.91	0.00	0.00
55	**	16,103.91	0.00	16,103.91	16,103.91	0.00	0.00
5	***	16,103.91	0.00	16,103.91	16,103.91	0.00	0.00
Fund FTotals:		534,461.91	107,272.72	641,734.63	361,405.57	1.00	280,328.06
Grand Totals:		534,461.91	107,272.72	641,734.63	361,405.57	1.00	280,328.06

UNATEGO CSD

Revenue Status Report From 7/1/2014 To 1/31/2015



Account	Description	Budget	Adjustments	Revised Budget	Revenue Earned	Unearned Revenue
F 2770.-CF.U1.314	COMMUNITY FNDN UNAD/EXPL SS/SCI	91.44	0.00	91.44	91.44	0.00
F 2770.-CF.U1.415	COMMUNITY FNDN UNAD/CARTOON CHAR -SS	2,000.00	0.00	2,000.00	2,000.00	0.00
F 2770.-OC.F1.415	O'CONNOR FOUNDATION/CARTOON CHAR -SS	2,000.00	0.00	2,000.00	2,000.00	0.00
F 3289.-12.13	SUMMER HANDICAPPED 12-13	0.00	3,527.20	3,527.20	0.00	3,527.20
F 3289.-13.14	SUMMER HANDICAPPED 13-14	0.00	5,523.31	5,523.31	0.00	5,523.31
F 3289.-14.15	SUMMER HANDICAPPED 14-15	0.00	98,130.77	98,130.77	0.00	98,130.77
F 4126.-21.15	TITLE I A&D IMPRV (BASIC) 14-15	160,724.00	0.00	160,724.00	57,236.00	103,488.00
F 4256.-32.15	PL94-142 IDEA/SEC 611 14-15	274,104.00	0.00	274,104.00	133,838.00	140,266.00
F 4256.-33.15	PL99-457 IDEA/SEC 619 14-15	5,993.00	0.00	5,993.00	3,058.00	2,935.00
F 4289.-47.15	TITLE II (A) TEACH/PRINC 14-15	73,537.00	0.00	73,537.00	38,153.00	35,384.00
F 4289.-55.14	ARRA - RACE TO THE TOP	16,103.91	0.00	16,103.91	16,104.00	-0.09
F Totals:		534,553.35	107,181.28	641,734.63	252,480.44	389,254.19
Grand Totals:		534,553.35	107,181.28	641,734.63	252,480.44	389,254.19

TREASURER'S REPORT TO
BOARD OF EDUCATION
UNATEGO CENTRAL SCHOOL

Capital Fund Checking

BALANCE ON HAND: January 1, 2015 \$ 18,515.73

RECEIPTS:

INTEREST/JAN 2015 \$ 0.19
GENERAL/TRANSFER 12,030.84

TOTAL RECEIPTS \$12,031.03

RECEIPTS & BALANCE \$ 30,546.76

DISBURSEMENTS: CHECKS: 1901-1902 \$ 12,030.84

TOTAL DISBURSEMENTS \$ 12,030.84


BALANCE ON HAND: January 31, 2015 \$ 18,515.92

BANK BALANCE \$ 18,515.92

LESS: OUTSTANDING CHECKS -

NET BALANCE IN BANK \$ 18,515.92

February 23, 2015



DISTRICT TREASURER

UNATEGO CSD

Trial Balance Report From 7/1/2014 - 1/31/2015



Account	Description	Debits	Credits	Balance
H 200	CASH	314,425.02	295,909.10	18,515.92
H 201DORM2	DASNY - DORMATORY AUTHORITY	72,303.93	0.00	72,303.93
H 521	ENCUMBRANCES	19,092.06	0.00	19,092.06
H 522	EXPENDITURES	255,665.53	0.00	255,665.53
H 599	APPROPRIATED FUND BALANCE	19,092.06	0.00	19,092.06
H 600	ACCOUNTS PAYABLE	37,409.72	37,409.72	0.00
H 605.ALLMODE	RETAINAGE/ALL-MODE COMMUNICATIONS	1,648.51	1,648.51	0.00
H 605.FORNO	RETAINAGE/FORNO ENTERPRISES	285.00	285.00	0.00
H 605.MATC	RETAINAGE/MATCO ELECTRIC	0.00	8,025.09	-8,025.09 CR
H 605.MATCTR	RETAINAGE/MATCO ELECTRIC	2,548.85	2,548.85	0.00
H 630DEBT	DUE TO DEBT SERVICE	0.00	1,013,467.69	-1,013,467.69 CR
H 630GEN	DUE TO GENERAL FUND	0.00	1,322,023.48	-1,322,023.48 CR
H 821	RESERVE FOR ENCUMRANCES	0.00	19,092.06	-19,092.06 CR
H 899.1515	TOILET RECON #1515	833,985.38	0.00	833,985.38
H 899.2007	2007 CAPITAL PROJECT FUND BALANCE	0.00	1,085,406.20	-1,085,406.20 CR
H 899.2011	2011 UNADILLA FUND BALANCE	346,555.00	0.00	346,555.00
H 899.2012	DW TECHNOLOGY FUND BALANCE	893,639.09	0.00	893,639.09
H 899.2013	2013 NEW PROJECTS	52,057.12	0.00	52,057.12
H 899.3	BUS GARAGE - #5006 FUND BALANCE	298,318.34	0.00	298,318.34
H 899.BUS	BUS FUND BALANCE	676,974.21	0.00	676,974.21
H 909	FUND BALANCE	19,092.06	19,092.06	0.00
H 915	ASSIGNED UNAPPROPRIATED FUND BAL	0.00	19,092.06	-19,092.06 CR
H 960	APPROPRIATIONS	0.00	19,092.06	-19,092.06 CR
H Fund Totals:		3,843,091.88	3,843,091.88	0.00
Grand Totals:		3,843,091.88	3,843,091.88	0.00

UNATEGO CSD



Appropriation Status Detail Report By Function From 7/1/2014 To 1/31/2015

Account	Description	Budget	Adjustments	Adj. Budget	Expensed	Encumbered	Available
H 1008.240-.2	BEARSCH COMPEAU/OTEGO RECON PH4	0.00	0.00	0.00	1,135.63	0.00	-1,135.63
H 1008.245-.2	BEARSCH COMPEAU/OTEGO PH3B	0.00	0.00	0.00	3,548.63	0.00	-3,548.63
1008	OTEGO RECONSTRUCTION PH4 *	0.00	0.00	0.00	4,684.26	0.00	-4,684.26
H 1009.201-.1-7	C & S DESIGN BUILD INC/WINDOWS & DOORS	0.00	0.00	0.00	12,431.34	0.00	-12,431.34
H 1009.240-.2	BEARSCH COMPEAU/OTEGO RECON 2013	0.00	0.00	0.00	209.68	0.00	-209.68
H 1009.240-.3-0	SJB SERVICES/OTEGO RECON/WINDOWS & DOORS	0.00	0.00	0.00	418.67	0.00	-418.67
H 1009.245-.2	BEARSCH COMPEAU/OTEGO RECON 2013	0.00	0.00	0.00	1,181.67	0.00	-1,181.67
H 1009.245-.3-1	DAY AUTOMATION/OTEGO RECON 2013-WINDOWS/DOORS	0.00	6,364.02	6,364.02	0.00	6,364.02	0.00
1009	*	0.00	6,364.02	6,364.02	14,241.36	6,364.02	-14,241.36
10	**	0.00	6,364.02	6,364.02	18,925.62	6,364.02	-18,925.62
H 1514.201-.1-7	C & S DESIGN BUILD INC/WINDOWS & DOORS	0.00	0.00	0.00	12,431.34	0.00	-12,431.34
H 1514.240-.2	BEARSCH COMPEAU/HS RECON 2013	0.00	0.00	0.00	209.68	0.00	-209.68
H 1514.240-.3-0	SJB SERVICES/JR-SR RECON/DOOR-WINDOW	0.00	0.00	0.00	418.67	0.00	-418.67
H 1514.245-.2	BEARSCH COMPEAU/HS RECON 2013	0.00	0.00	0.00	1,181.67	0.00	-1,181.67
H 1514.245-.3-1	DAY AUTOMATION/HS RECON 2013/WINDOWS-DOORS	0.00	6,364.02	6,364.02	0.00	6,364.02	0.00
H 1514.293-.5-6	FORNO ENTERPRISES/HS RECON 2013	0.00	0.00	0.00	201,516.49	0.00	-201,516.49
1514	DOOR/SECURITY WINDOW REPLACEMENT *	0.00	6,364.02	6,364.02	215,757.85	6,364.02	-215,757.85
15	**	0.00	6,364.02	6,364.02	215,757.85	6,364.02	-215,757.85
1	***	0.00	12,728.04	12,728.04	234,683.47	12,728.04	-234,683.47
H 5005.240-.2	BEARSCH COMPEAU/BUS RECON (EXP)	0.00	0.00	0.00	166.18	0.00	-166.18
H 5005.245-.2	BEARSCH COMPEAU/BUS RECON	0.00	0.00	0.00	519.31	0.00	-519.31
5005	BUS GARAGE RECONSTRUCTION *	0.00	0.00	0.00	685.49	0.00	-685.49
50	**	0.00	0.00	0.00	685.49	0.00	-685.49
5	***	0.00	0.00	0.00	685.49	0.00	-685.49
H 9009.240-.2	BEARSCH COMPEAU/UNAD A/A (EXP)	0.00	0.00	0.00	1,468.01	0.00	-1,468.01
H 9009.245-.2	BEARSCH COMPEAU/UNAD ADD/ALT	0.00	0.00	0.00	4,587.26	0.00	-4,587.26
9009	UNADILLA ADDITIONS/ALTERATIONS CSI *	0.00	0.00	0.00	6,055.27	0.00	-6,055.27

UNATEGO CSD



Appropriation Status Detail Report By Function From 7/1/2014 To 1/31/2015

Account	Description	Budget	Adjustments	Adj. Budget	Expensed	Encumbered	Available
H 9011.201-1-7	C & S DESIGN BUILD INC/WINDOWS & DOORS	0.00	0.00	0.00	12,431.31	0.00	-12,431.31
H 9011.240-2	BEARSCH COMPEAU/UNAD RECON 2013	0.00	0.00	0.00	209.67	0.00	-209.67
H 9011.240-3-0	SJB SERVICES/UNADILLA/WINDOWS & DOORS	0.00	0.00	0.00	418.66	0.00	-418.66
H 9011.245-2	BEARSCH COMPEAU/UNAD RECON 2013	0.00	0.00	0.00	1,181.66	0.00	-1,181.66
H 9011.245-3-1	DAY AUTOMATION/UNAD RECON 2013-WINDOWS/DOORS	0.00	6,364.02	6,364.02	0.00	6,364.02	0.00
9011	*	0.00	6,364.02	6,364.02	14,241.30	6,364.02	-14,241.30
90	**	0.00	6,364.02	6,364.02	20,296.57	6,364.02	-20,296.57
9	***	0.00	6,364.02	6,364.02	20,296.57	6,364.02	-20,296.57
Fund HTotals:		0.00	19,092.06	19,092.06	255,665.53	19,092.06	-255,665.53
Grand Totals:		0.00	19,092.06	19,092.06	255,665.53	19,092.06	-255,665.53

**UNATEGO CENTRAL SCHOOL
EXTRA-CLASSROOM BALANCES**

2014-15

ACTIVITY	JULY	AUG	SEPT	OCT	NOV	DEC	JAN
Class of '13	\$ 4.14	\$ 4.14	\$ 4.14	\$ 4.14	\$ 4.14	\$ 4.14	\$ 4.14
Class of '14	\$ 2,011.75	\$ 2,011.75	\$ 2,081.75	\$ 2,081.75	\$ 2,081.75	\$ 2,081.75	\$ 2,081.75
Class of '15	\$ 4,488.55	\$ 4,488.55	\$ 4,365.55	\$ 6,660.92	\$ 6,660.92	\$ 6,660.92	\$ 4,874.67
Class of '16	\$ 1,345.65	\$ 1,345.65	\$ 1,345.65	\$ 2,316.65	\$ 2,316.65	\$ 2,389.20	\$ 2,389.20
Class of '17	\$ 640.00	\$ 640.00	\$ 640.00	\$ 640.00	\$ 640.00	\$ 640.00	\$ 1,085.00
Band	\$ 3,853.69	\$ 3,853.69	\$ 3,169.26	\$ 13,931.26	\$ 7,169.61	\$ 6,801.61	\$ 6,801.61
Drama Club	\$ 6,371.47	\$ 4,356.47	\$ 5,606.47	\$ 3,522.42	\$ 6,286.22	\$ 5,545.25	\$ 5,545.25
Middle School Drama	\$ 668.48	\$ 668.48	\$ 668.48	\$ 668.48	\$ 668.48	\$ 668.48	\$ 668.48
FBLA	\$ 2,482.89	\$ 2,482.89	\$ 2,482.89	\$ 1,199.85	\$ 3,099.21	\$ 3,609.21	\$ 3,609.21
Jr-High Lang Club	\$ 5.26	\$ 5.26	\$ 5.26	\$ 5.26	\$ 5.26	\$ 5.26	\$ 5.26
Nat'l Honor Soc	\$ 3,307.31	\$ 3,307.31	\$ 3,307.31	\$ 3,307.31	\$ 3,307.31	\$ 3,307.31	\$ 3,307.31
Nat'l Junior Honor Soc	\$ 540.19	\$ 540.19	\$ 540.19	\$ 540.19	\$ 540.19	\$ 595.19	\$ 595.19
SADD	\$ 975.85	\$ 975.85	\$ 975.85	\$ 975.85	\$ 975.85	\$ 975.85	\$ 975.85
Ski & SnowBoarding	\$ 2,853.09	\$ 2,853.09	\$ 2,853.09	\$ 2,853.09	\$ 3,355.69	\$ 3,355.69	\$ 4,862.69
Spanish Club	\$ 236.00	\$ 236.00	\$ 236.00	\$ 236.00	\$ 236.00	\$ 236.00	\$ 236.00
Spartan Essential	\$ 519.82	\$ 519.82	\$ 519.82	\$ 519.82	\$ 519.82	\$ 519.82	\$ 519.82
Student Council	\$ 3,534.50	\$ 3,534.50	\$ 3,534.50	\$ 3,374.51	\$ 3,965.76	\$ 3,965.76	\$ 3,818.44
SCPF	\$ 4,990.66	\$ 4,991.08	\$ 4,991.47	\$ 4,991.93	\$ 4,992.36	\$ 4,992.79	\$ 4,993.23
Middle School S.C.	\$ 293.98	\$ 293.98	\$ 293.98	\$ 293.98	\$ 293.98	\$ 293.98	\$ 293.98
Otego Student Council	\$ 510.34	\$ 510.34	\$ 510.34	\$ 510.34	\$ 510.34	\$ 510.34	\$ 510.34
Una Student Council	\$ 830.17	\$ 830.17	\$ 830.17	\$ 830.17	\$ 830.17	\$ 830.17	\$ 830.17
Unategan	\$ 8,229.77	\$ 8,725.77	\$ 2,271.86	\$ 2,271.86	\$ 2,271.86	\$ 2,271.86	\$ 2,597.36
Middle School Yrbk	\$ 56.98	\$ 56.98	\$ 56.98	\$ 56.98	\$ 106.98	\$ 106.98	\$ 106.98
TOTAL	\$48,750.54	\$ 47,231.96	\$ 41,291.01	\$ 51,792.76	\$50,838.55	\$ 50,367.56	\$50,711.93

**UNATEGO CENTRAL SCHOOL
NEW EMPLOYEE APPOINTMENT FORM**

NAME: Katy De Mulder

POSITION: Sub Teacher

REPLACES: _____

EFFECTIVE DATE: _____

EDUCATION LEVEL: _____

YEARS OF EXPERIENCE: 2

SALARY: STEP _____ LEVEL _____ \$ _____

CERTIFICATION: Teacher

COLLEGE: _____

REFERENCES CONTACTED:

1. Marilyn Khe

2. Susan Hendricks

COMMENTS: Currently works for us as an aide + is wkg on
her teaching degree - Was sub teacher last year
Excellent teaching skills

[Signature]
ADMINISTRATOR SIGNATURE

1/28/15
DATE

UNATEGO CENTRAL SCHOOL

Special Programs Office

PO Box 483
2641 STATE HIGHWAY 7
OTEGO, NY 13825
(607) 988-5034
FAX (607) 988-5070
www.unatego.org

RECEIVED
FEB - 4 2015
BY:

To: Dr. Richards and Unatego Central School Board of Education
From: Gary Williams, Director of Special Programs
Date: February 4, 2015
RE: Keyboard Specialist Permanent Appointment

I would like to recommend Jeanne Fletcher for permanent appointment as Keyboard Specialist.

UNATEGO CENTRAL SCHOOL
NEW EMPLOYEE APPOINTMENT FORM

NAME: TAMARAH LAWRENCE

POSITION: SUBSTITUTE AIDE - K-5

REPLACES: N/A

EFFECTIVE DATE: 2/10/15

EDUCATION LEVEL: 1 semester college

YEARS OF EXPERIENCE: 0

SALARY: STEP ___ LEVEL ___ \$ SUB AIDE RATE

CERTIFICATION: NONE

COLLEGE: SUNY BROOME - 1 semester

REFERENCES CONTACTED:

1. LOEI POCK, teacher, LAWRENCE, NY
2. MICHELE SHIRKEY, PRINCIPAL, B-G Elem.

COMMENTS: experience volunteering at B-G, and co-teaching Sunday school.

Wes Richard 2/8/15
ADMINISTRATOR SIGNATURE DATE

UNATEGO CENTRAL SCHOOL
NEW EMPLOYEE APPOINTMENT FORM

NAME: Joshua Vandewerker

POSITION: Sub. AIDE, LTA, Custodian

REPLACES: N/A

EFFECTIVE DATE: 2/24/15

EDUCATION LEVEL: 2 years of college

YEARS OF EXPERIENCE: 1

SALARY: STEP ___ LEVEL ___ \$ per. sub rate

CERTIFICATION: N/A

COLLEGE: Pensacola CHRISTIAN College

REFERENCES CONTACTED:

1. ERIC GIBSON - Supervisor PRICE CHOPPER
2. KEVIN JOHNSON - ONEONTA MS Principal

COMMENTS: Marine Corps - hon. discharge
subs as a CUSTODIAN AND LTA
at ONEONTA CITY SCHOOLS

[Signature] 2-12-15
ADMINISTRATOR SIGNATURE DATE

February 6, 2015

To: Board of Education

From: Carrie Hewlett, Director ASCP

Re: Nominations for ASCP

RECEIVED
FEB 10 2015

BY:

I would like to recommend Kristen Walis to be a substitute worker for the After School Program for the 2014-15 school years. Thank you.

Sincerely,

Carrie Hewlett

Director, ASCP

February 2, 2015

Dr. David Richards
Unatego Central School District
2641 State Highway 7
Otego, NY 13825

RECEIVED
FEB - 5 2015

BY:

Dear Dr. Richards,

Please accept this letter of notification of my resignation from Unatego Central School District, effective February 13, 2015. I hope two weeks' notice is sufficient.

We have previously discussed my desire for additional responsibility and advancement, and I have been able to find these opportunities at an outside organization.

Thank you for all your help and guidance during my short time at Unatego. I have enjoyed working here for the past few months. I appreciate your support in making this decision, and hope to stay in contact in the future.

Sincerely,



Kalynn M. Birdsall

Unatego Central School District

PO Box 483, State HWY 7

Otego, NY 13825

Board of Education

**The following resolution was adopted by the Board of Education of the
Unatego School Districts on February 23, 2015**

**Calling upon the New York State Legislature to
end Gap Elimination Adjustments when adopting
New York State's 2015-16 Annual Budget.**

- Whereas:** The NY State Gap Elimination Adjustment (GEA) was implemented in 2010 as a one-time reduction in education aid to help NY State balance its budget and the GEA has continued in every budget since then:
- Whereas:** The GEA since its inception has reduced state aid to the Unatego Central School District by \$4,064,103 and
- Whereas:** The reduction in aid associated with the GEA has resulted in a cost shift to the local property tax payer in the Unatego Central School District; between 2008-2009 and 2014-2015, local property tax burden increased from 56% to 61% and
- Whereas:** This cost shift has resulted in unsustainable measures being implemented to balance the Unatego Central School's budget, including the reduction and elimination of school programs, personnel, and services, and the reductions of school district reserve funds;
- Whereas:** Efforts by the Unatego Central School to sustain programs and services and contain budgets are simultaneously constrained by Property Tax Cap Legislation, unfunded and underfunded mandates, state mandated increases in pension costs, and mandated implementation of Common Core Learning Standards and teacher/principal performance reviews; and

Whereas: State Funding is constitutionally mandates and essential to meet all mandates and obligations to maintain the quality of education in the Unatego Central School; and

Whereas: New York State touts recent aid increases as generous support to schools, although overall, Unatego is receiving less than 1% additional aid when compared to 2008-09; and

Whereas: Some school districts have even experienced state aid decreases from 2008-09 to 2014-15;

Resolved, That the Unatego Central School Board of Education calls upon the New York State Legislature to end Gap Elimination Adjustments when they adopt New York State's 2015-16 Annual Budget.

Passed and adopted this 23rd day of February, 2015 during a Board of Education meeting by the following vote:

Ayes: _____ Nays: _____ Absent: _____

Attest: _____
District Clerk

President, Board of Education

Superintendent of Schools

CC: Governor Andrew Cuomo,
Senate Coalition Leader Skelos,
Senate Coalition Leader Klein,
Assembly Speaker Heastie,
Senate Education Committee Chair Flanagan,
Assembly Education Committee Chair Nolan,
Senator James Seward
Assemblyperson Clifford Crouch
Assemblyperson William Magee
Local Media Outlets
SSFC Executive Director Dr. Rick Timbs